

Bezimidazole -The Drug of Choice

Suraj kr sharma

*Vananchal College of Pharmacy, Jharkhand,
India*

Date Of Submission: 05-05-2021

Date Of Acceptance: 20-05-2021

ABSTRACT: Benzimidazole derivatives play important role in medical field with so many Pharmacological activities such as antimicrobial, antiviral, antidiabetic and anticancer activity. The potency of these clinically useful drugs in treatment of microbial infections and other activities encouraged the development of some more potent and significant compounds. Benzimidazoles are remarkably effective compounds, extensive biochemical and pharmacological studies have confirmed that these molecules are effective against various strains of microorganisms. This review is summarized to know about the chemistry of different derivatives of substituted benzimidazoles along with their pharmacological activities.

Keywords: Substituted Benzimidazoles, Chemistry, Pharmacological activities, Animalscreening.

I. INTRODUCTION

Benzimidazole is a heterocyclic aromatic organic compound. It is important pharmacophore and a privileged structure in medicinal chemistry. This compound is bicyclic in nature which consists of the fusion of benzene and imidazole¹. Benzimidazole derivatives are of wide interest because of their diverse biological activity and clinical applications, they are remarkably effective compounds with respect to their inhibitory activity as well as their selectivity. Benzimidazole is an

important group of compound that has found practical applications in a number of fields like analgesic², anti-inflammatory², antibacterial³, antifungal⁴, antiviral⁵, antihelminthic⁵, anticonvulsant⁶, anticancer⁷, antiulcer⁸ and

antihypertensive⁹. Historically, the first benzimidazole was prepared in 1872 by Hoebrecker¹⁰, who obtained 2,5(or 2,6)-dimethylbenzimidazole by the reduction of 2-nitro-4-methylacetanilide.

In recent years, attention has increasingly been given to the synthesis of benzimidazole derivatives. The synthesis of novel benzimidazole derivatives remains a main focus of medicinal research. Recent observations suggest that substituted benzimidazoles and heterocyclic, show easy interactions with the biopolymers, possess potential activity with lower toxicities in the chemotherapeutic approach in man

II. DIFFERENT SUBSTITUENTS OF BEZIMIDAZOLE DERIVATIVES

1-Substituted Bezimidazole Derivative

Fischer and Veiel¹¹ reported the synthesis of 1-methylbenzimidazole by the reaction of ortho-phenylenediamines with formic acid. Antihelminthic activity was carried out by using Indian adult earthworms, *Pheretima posthuma*. The time of paralysis and time of death of worms signifies the potency of the 1-methyl benzimidazole derivatives

Noha et al¹² reported the synthesis of 1-triazole benzimidazole derivative by reaction of aromatic aldehydes with 1,2,4-triazole derivatives to give a series of some new Schiff bases¹³. All of the derivatives show good anti-fungal activity on (*Candida albicans*) during the biological screening along with mild anti bacterial activity. Derivatives also show excellent anti-tumour activity against breast carcinoma (MCF-7) and colon carcinoma

(HCT116) cell lines.. In order to confirm the obtained biological results they also carried out docking calculations.

1,2- DI SUBSTITUTED BEZIMIDAZOLE DERIVATIVE

Ramesh et al³⁸ described the synthesis of a 2- phenylbenzimidazole-1-acetamide derivatives by the reaction of ortho-phenylenediamine and phenyl-acetamide. The anti-helminthic activity study was carried out by using Indian adult earthworms, *Pheretima posthuma*. Observations were made for the time taken to paralysis and death of individual worms. Out of various title compounds tested, few of these derivatives were found to exhibit better to paralyze worms whereas other compounds exhibited better to cause death of worms compared to the standard anthelmintic drug albendazole. The better activity was attributed to the presence of the electron withdrawing polar group at the fourth position of 2-phenyl ring of benzimidazole-1- acetamide

Soni B et al³⁹ reported synthesis of a novel series of N'-(substituted benzylidene)-2-[2-(substituted phenyl)-1H-benzimidazol-1-yl]acetohydrazide. Using ortho-phenylenediamine, benzaldehyde, potassium hydroxide, DMF, sodium bisulfite, chloroacetate, hydrazine and different aromatic aldehyde. The synthesized derivatives were screened for analgesic activity by tail flick method in mice and anti-inflammatory activity by carrageenan induced rat paws edema method. From the results it was found that most of the compounds show significant analgesic and anti-inflammatory activity

Patel and co-workers⁴⁰ reported the synthesis of a variety of 2-(aryl)-1-(1H-benzimidazol-1-yl)ethanone and 2-(aryl)-1-(2-methyl-1H-benzimidazol-1-yl)ethanone. All the synthesized compounds were screened for cyto-toxic activity by cell viability assay method using two human cell line VERO and

NCI. Most of the tested compounds exhibited significant cyto-toxic activity after 48 h which were compared with standard drug doxorubicin. Among all the compounds screened, two compounds were found to be the most potent in the series with 78.34% and 79.90% inhibitions in NCI after 48 h. From the study it was concluded that the cyto-toxicity of the all synthesized molecules significantly increased as nitrogen function increase

Sudheer Babu et al⁴¹ reported the synthesis of 1-methyl-2-indole(benzimidazole)benzamine by the reaction of ortho-phenylenediamine, substituted aniline, glycine formaldehyde and different aromatic amine and sand bath for 180-190°C and the yield ranges from 52-76%. The synthesized compounds were screened for their in-vivo anti-inflammatory activity by carrageenan paw edema method

Gupta et al⁴² reported a series of biologically active 1-phenyl-2-piperazine benzimidazole derivatives. Various novel benzimidazoles were synthesized by the reaction of ortho-phenylenediamine with the derivatives of benzoic acid in presence of 4N hydrochloric acid followed by the reaction with piperazine and formaldehyde to produce corresponding Mannich bases. All the title compounds were evaluated for their anti-helminthic activity by the identification of paralyzing and death time using mebendazole as standard drug at a concentration of 2 mg/ml. In addition all the compounds were evaluated for antibacterial activity against gram positive bacterial strains like *Bacillus subtilis* and *Streptococcus aureus*, and gram negative bacterial strains like *Escherichia coli* and *Pseudomonas aeruginosa* by disc diffusion method using ciprofloxacin (50 µg/ml) as standard drug. The compounds were found to possess various degree of anti-helminthic and antibacterial activity. The results of anti-helminthic and anti-bacterial studies indicated that significant activity of the newly synthesized

benzimidazole derivatives was found in derivatives with piperazine and N-methyl piperazine in combination with para-chloro and ortho-nitro benzoic acid

Sanahanbi et al⁴³ reported the synthesis of some Schiff's Bases of 4-amino-5-[(2-methyl-1H-benzimidazol-1-yl)methyl]-4H-1,2,4-triazole-3-thiol derivatives. Using carbohydrazide, ethanol, aromatic aldehyde and carbon disulfide. All the synthesized compounds were evaluated for their anti-helminthic activity against Indian earthworms (*Pheretima posthuma*) and utilized for in-vitro anti-helminthic assay as per standard protocol

Anil Reddy⁴⁴ reported, that 2-amino(phenyl)methyl-N,N-di-methyl-1H-benzimidazol amine was synthesized by ortho-phenylenediamine and phenyl glycine were stirred in HCl and refluxed for 4 h, then cooled at room temperature. The pH was adjusted to 7.2 using sodium hydroxide pellets. The resulting brown solid was filtered and washed with water, dried in vacuum and re-crystallized from acetone

Anna et al⁴⁷ reported the synthesis of 1-amino-2-piperazine benzimidazole by the condensation of 2-benzylaminobenzimidazoles with selected secondary amines such as morpholine, piperidine, N-methyl-piperazine, N-phenyl-piperazine, 1-(2-pyridyl)piperazine, 1-(2-methoxyphenyl)piperazine, 1-(2-pyrimidinyl)piperazine, and formaldehyde in ethanol. The pyrimido-benzimidazole derivatives have been synthesized in the reactions of Schiff base with selected compounds containing active methylene group such as acetylacetone, benzoylacetone, and malononitrile. All compounds were screened against the cells of MV4-11 human leukemia and then the most active of them were tested towards human T47D breast and A549 lung cancer cells as well as normal mouse fibroblasts (BALB/3T3). The most active compound against the cancer

cell-line, 4-amino-3-cyano-2-(4-hydroxyphenylene)-1,2-dihydropyrimido[1,2-benzimidazole (IC_{50} 0.23 ± 0.05 $\mu\text{g/ml}$ against MV4-11 cells) show very low cyto-toxicity towards mouse fibroblasts. Cisplatin was the control drug (IC_{50} 0.04 ± 0.01 $\mu\text{g/ml}$).

Arfa et al⁴⁸ reported the synthesis of 2-(2'-pyridyl)-1-benzoylbenzimidazole by reaction of ortho-phenylenediamine, pyridine and substituted benzaldehydes and investigated their cyto-toxic effect. The structure of the synthesized analogs was characterized and evaluated for their cyto-toxic effect. When comparing the active derivatives, it was found that the compound containing unsubstituted phenyl moiety possessed lesser activity as compared to the substituted phenyl ring. It was also shown that substitution of different groups at the phenyl ring imparted varying degrees of cyto-toxic potentials such as addition of chloro group at para position to the phenyl ring made the compound more potent. Similarly, derivatives possessing nitro group at ortho and meta and meta position lost their potency. Substitution at the phenyl ring played a major role in determining the biological activity of the derivatives. The tested compounds exhibited the cyto-toxicity in the following order chloro > phenyl > nitro > hydroxyl

1,5 DI SUBSTITUED BEZIMIDAZOLE DERIVATIVE

Von Walther⁴⁹ reported the synthesis of 1-phenyl-5-nitrobenzimidazole by the reaction between ethyl orthoformate and 4-nitro-2-amino-diphenylamine.

Von Pinnow⁵⁰ reported the reduction of o-nitrodimethyl-anilines. Thus, 3-nitro-4-dimethylaminotoluene on reduction with tin and dilute hydrochloric acid gives some 1,5-dimethylbenzimidazole

III. SUBSTITUTED BEZIMIDAZOLE DERIVATIVE

Rekha et al¹⁴ reported the synthesis of 6-chloro-5-fluoro-2-phenyl amine benzimidazole derivative by reacting 6-chloro-5-fluoro-1H-benzimidazol-2-amine with various aromatic aldehyde and nickel nitrate using methanol as solvent. The novel 2-substituted benzimidazole was evaluated for their in vitro and in vivo anti-inflammatory activity by BSA (Bovine serum albumin) method and mercury displacement method, respectively. All of the synthesized compounds showed good in vitro and in vivo anti-inflammatory activity. However the anti-inflammatory activity of the synthesized compounds was found to be less than that of respective standard drug at tested dose level

Manish et al¹⁴ reported the synthesis 2-substituted benzimidazole derivatives. N-[4-(1H-benzimidazol-2-yl)-phenyl]-acetamide. The synthesized compounds were evaluated for mean paralysis and mean death time. Various new 2-substituted benzimidazole derivatives were synthesized, characterized, and tested for their anthelmintic activity. The anthelmintic assay was performed in vitro, using adult earthworm (*Eisenia fetida*). N-[4-(1H-benzimidazol-2-yl)-phenyl]-acetamide, N-[4-(1H-benzimidazol-2-yl)-phenyl]-2-chloroacetamide, and furan-2-carboxylic acid-[4-(1H-benzimidazol-2-yl)-phenyl] amide exhibited excellent anthelmintic activities which are comparable to that of standard albendazole.

Komal P et al¹⁵ reported the synthesis of 2-chloromethyl-1H-benzimidazole by condensing 2-chloromethyl-1H-benzimidazole with different aromatic amines and heterocycle. using DMF, potassium carbonate and reflux for 16 hr.

Shrutiet al¹⁶ made an attempt to synthesize novel cinnolinebenzimidazoles and evaluated them as therapeutic agent for their potential anthelmintic activity. Substituted cinnolinebenzimidazole was synthesized by a multi-step synthesis. Initially, diazonium salt was prepared by the reaction of substituted anilines with

mixture of concentrated hydrochloric acid and cold saturated solution of sodium nitrite at 0-5 °C. Latter, 3-chlorophenyl hydrazono (cyno) acetamide was prepared by the reaction of cyanoacetamide with sodium acetate and alcohol. In the subsequent step 7-chloro-4-aminocinnoline-3-carboxamide was obtained by the treatment of 3-chlorophenylhydrazono (cyno) acetamide with anhydrous aluminium chloride and chlorobenzene in presence of nitrogen gas. In the last step substituted-4-(p-aminobenzimidazole) cinnoline-3-carboxamide was synthesized by a reaction of substituted-4-aminocinnoline-3-carboxamide with ortho-chlorobenzimidazole in DMF. All the synthesized compounds were evaluated for their anthelmintic activity against Indian earthworms (*Pheretima posthuma*) and utilized for in vitro anthelmintic assay as per standard protocol

Rangaswamy and co-workers¹⁷ designed, synthesized, and identified novel antiproliferative agents that can potentially target cancer. They reported the synthesis of the new series of N-Substituted-2-(2-butyl-4-chloro-1H-imidazole-5-yl)-1H-benzimidazole derivatives and evaluated their antitumor activity against HeLa cell lines. They identified the lead compound in the series and tested its antiproliferative and antiangiogenic properties against Ehrlich ascites tumor (EAT) bearing mice. From the study it was identified that 2-(2-butyl-4-chloro-1-heptyl-1H-imidazol-5yl)-1H-benzimidazole as a lead compound with the inhibitory concentration 50 % of 25.3 µM. The lead compound significantly decreases the angiogenesis in peritoneum of EAT bearing mice. From the study it concluded that benzimidazoles suppress the cell proliferation, peritoneal angiogenesis, and ascites volume

Keerthana et al¹⁸ reported a series of novel dithiocarbamates with benzimidazole and chalcone. The was designed, synthesized and evaluated for their antimetabolic activity. In general it was found that acyclic amines showed less potency compared to cyclic groups. Two compounds of this series

sdisplayed
themostpromisingantimitoticactivitywithIC₅₀of1.66
μMand1.52 μM, respectively.

Selvam et al¹⁹reportedthe synthesis of
2-substituted benzimidazole derivatives by using
ortho-phenylenediamine,
PABA,ethanol,aldehydes,chloroacetyl chloride and
tertiary amine. All the synthesized compounds
were evaluated for their in-vitro anti-helmintic
activity against Indian earthworms
(*Pheretimaposthuma*) and utilized for

In-vitro anthelmintic assay as per
standard protocol

Kalirajan et al²⁰reported the synthesis
differentmannich bases of 2-substituted
banzimidazoleslike 2-(1H-benzo[d]imidazol-2-yl)
benzoic acid and 2-methyl benzimidazole .Against
various gram positive, gram negative bacteria and
various fungal stains, the compounds were
screened for their antimicrobial activity and
anti-fungal activity by cup-plate method. With that
of standard (ampicillin and ketoconazole) many
compounds showed comparable activity. By HRBC
membrane stabilization method the compounds
were also evaluated for their in vitro
anti-inflammatory activity. When compared with
standard drug Ibuprofen thesynthesized
compounds show highly significant activity, with
percentage of inhibition to the inflammatory
response ranging from 64 to 77 %

Kuldeep Kumar²¹ reported the synthesis
of
2-(2-butyl-4-chloro-1-heptyl-1H-imidazol-5yl)-1H-
benzimidazole derivatives from microwave
irradiation method by condensation of 2-
nitro-aniline with different carboxylic acids
(aliphatic,aromatic andheterocyclic),selenium
chloride, acetic acid using All of the derivatives
show good anti-fungal activity (*Candida albicans*)
during the biological screening along with mild anti
bacterial activity

Karna et al²² reported the synthesis of
triazole by treatment of
2-(4-azidophenyl)-1H-benzimidazole with different
alkynes, sodium ascorbate, and Zn(OTf)₂. The
compounds were screened for cyto-toxicity assay
and achieved good results. A series of new
benzimidazole-linked 1,2,3- triazole congeners
were synthesized through cyclization of terminal
alkynes and azide.These synthesized congeners
were evaluated for their cyto-toxicity against five
human cancer cell lines. Benzimidazole linked
1,2,3-triazole derivatives have shown promising
activity with IC₅₀ values ranging from 0.1 to 43 μM
. Among them,2-(3-Chloro
4-azidophenyl)-1H-benzo[d]imidazole showed
in-vivo anti-cancer activity with standard drug

Aruna et al²³ synthesized a series of
N-(2-(1-benzo[d]imidazol2-yl) phenyl)-substituted
benzamines by using ortho-phenylenediamine and
salicylic acid. Initially
2-(1Hbenzo[d]imidazol-2-yl) phenol was
synthesized which on bromination yielded
2-(2-bromo phenyl)-1H-benzo[d]imidazol-2- yl
which on further reaction with aniline derivatives
yielded title compounds. The halogen substituted
derivative [fluorine, chlorine and bromine] show
good in-vitro anthelmintic activity and it was
performed on *Phaeritimaposthuma* species of earth
worms by the identification of paralysing and death
time using Mebendazole as standard.

DavoodAzarifar et al²⁴ reported the green
synthesis of various 2-aryl-1-(arylmethyl)-1H-
benzimidazoleby reaction of acetic acid-promoted
condensation of ortho-phenylenediamine with
aldehydes in air under microwaveirradiation.
Derivatives exhibited excellent in vitro
anthelmintic activities and in-vitro anti-microbial
activity which are comparable to that of standard
albendazole and procaine penicillin respectively

Abhay et al²⁵ reported the synthesis of
new series of 2-substituted benzimidazolederivative
by Schiff bases reaction and its azetidinone and

thiazolidinone derivatives were synthesized from ortho-phenylenediamine and para-amino benzoic acid. The synthesized compounds were screened for in-vitro anti-bacterial activity (*Bacillus subtilis*, *Staphylococcus aureus*, *Escherichia coli* and *Salmonella typhi*), in-vitro anti-fungal (*Candida albicans* and *Aspergillus niger*) activity by disc diffusion method, analgesic activity was studied by tail flick method and anti-inflammatory activity by carrageenan induced paw oedema method. The synthesized compounds showed significant activity of antibacterial, antifungal, analgesic and anti-inflammatory activity comparable to that of Ciprofloxacin, Ketoconazole, Paracetamol and Aspirin, respectively.

vaidehi et al²⁶ reported the synthesis of 2-substituted benzimidazoles successfully by condensation of ortho-phenylenediamine with substituted acids in presence of ring closing agents like polyphosphoric acid / HCl. The present work has demonstrated the use of a simple Cyclo-condensation method of ring closing agents for synthesis of 2-substituted benzimidazoles. All the synthesized compounds were screened for in-vitro anti-helminthic activity by exposing the adult *Pheritima posthuma* to different concentrations of synthesized compounds using albendazole as standard drug. The potent active compounds of this series possess electron releasing groups like methyl, aryl, and amine on C-2 of benzimidazole ring.

Mita D. Khunt et al²⁷ reported the synthesis of the benzimidazole derivative by reacting ortho-phenylene-diamine with several aldehydes using a green solvent PEG₄₀₀ and got good yields of benzimidazoles. All the synthesized compounds were screened for in-vitro anti-helminthic activity by exposing the adult *Pheritima posthuma* to different concentrations of synthesized compounds using albendazole as standard drug.

Jayanti et al²⁸ performed microwave assisted reaction of

benzimidazolylchalcone derivatives into 2-substituted pyrazolines. The synthesized compounds were screened for their in-vivo anti-inflammatory activity by carrageenan paw edema method and in-vitro anti-microbial activity by agar well diffusion method against diclofenac sodium and ciprofloxacin and ketoconazole, respectively.

Hollan et al²⁹ reported the synthesis of imidate by reacting of [ester(trichloroacetimidate)] with ortho-phenylene diamine or its salt gives the 2-trichloromethyl benzimidazole at room temperature, and this is an important precursor for 2-carboxylic benzimidazoles.

Sreena et al³⁰ reported the synthesis of some substituted benzimidazole derivatives and screened their anthelmintic activity. Ortho-phenylenediamine was condensed with acids in presence of polyphosphoric acid and solvents like water and dilute hydrochloric acid to synthesize benzimidazole derivatives. All the synthesized compounds showed significant in-vivo anti-helminthic activity. Among the synthesized compounds 2-phenylbenzimidazole showed potential anthelmintic activity (0.931±0.231 and 1.317±0.149 min for paralysis and death, respectively) when compared with the standard piperazine citrate.

Rithe et al³¹ reported various 2-substituted benzimidazole derivatives and synthesized by condensation of ortho-phenylenediamine (0.01 mole) and different aromatic carboxylic acid (0.01 mole) in the presence of ammonium chloride as catalyst at 80°C temperature under reflux for 4 hrs and it shows potential anti-helminthic activity.

Saber³² reported the synthesis of 2-substituted benzimidazoles under microwave irradiation by solvent-free conditions and catalyzed by alumina, silica gel and zeolite HY.

The derivatives synthesized by reacting with ortho-phenylenediamine (2 mmol) with aromatic, aliphatic and heterocyclic carboxylic (2 mmol) and 50 mg of Alumina or Silica gel or Zeolite were mixed thoroughly in a mortar. The reaction mixture was then irradiated in a domestic microwave oven for 5- 9 min at 160-560 W 80-90°C

The synthesized compounds were screened for their in-vivo anti-inflammatory activity by carrageenan paw edema method and in-vitro anti-microbial activity by agar well diffusion method against diclofenac sodium and ciprofloxacin and ketoconazole, respectively

Birajdar et al³³ reported the synthesis of benzimidazole derivative through oxidative cyclization of ortho-phenylenediamine and different aldehydes using dioxane dibromide, as a user-friendly reagent. This is a new, convenient and facile methodology for the synthesis of 2-substituted-1H-benzimidazole. The synthesized compounds were screened for their in-vivo anti-inflammatory activity by carrageenan paw edema method

Shivkumar et al³⁴ reported the synthesis of 3-aryloxy methyl-4-[2-(benzimidazolylthio)acetamide]-5-mercapto-1,2,4-triazoles by reaction between aryloxyacid, hydrazides with alcoholic KOH and CS₂

Dubey et al³⁵ reported the confirmation of 2-(thiomethyl-2'-benzimidazolyl) benzimidazole and its derivatives and the synthesized compounds were tested for anti-ulcer activity. Lowest energy which cyclised with 2-(benzimidazolylthio)methyl acetic acid hydrazide. Anti-bacterial study of synthesized compounds reveals that none of the compound showed promising activity, hence there was a need for further structural modification to improve the efficacy of the compounds. From the results of anti-fungal activity, it was found that, methyl group containing compound produced good activity

which indicates the vital role of methyl group in antifungal activity,

Srinivasulu et al³⁶ reported the one-pot synthesis of 2-substituted benzimidazole [halogen derivatives] from ortho-phenylenediamine and halogen substituted aldehydes were developed under zinc triflate in ethanol solvent at reflux temperature. In-vitro anti-bacterial study of the synthesized compounds reveals that none of the compound showed promising activity

Gurusamy et al³⁷ reported a synthesis of novel series of 2-substituted benzimidazole derivatives. The synthesis is carried out by reacting 2-chloro methyl benzimidazole with substituted primary aromatic amines. The synthesized derivatives were screened for analgesic activity by tail flick method in mice and anti-inflammatory activity by carrageenan induced rat paws edema method. From the results it was found that most of the compounds show significant analgesic and anti-inflammatory activity

2,5 DISUBSTITUTED BENZIMIDAZOLE DERIVATIVE

Von Niementowski⁵¹ reported the reaction of esters and ortho-phenylenediamines to give benzimidazoles. Equimolecular amounts of 3,4-diaminotoluene dihydrochloride and ethyl formate when heated in a sealed tube for 3 hr. at 225°C. give 84 per cent of 5(or 6)-methylbenzimidazole hydrochloride. The product was not further alkylated by the ethyl chloride formed. Ethyl acetate under the same conditions gives only a poor yield of 2,5(or 2,6)-dimethylbenzimidazole, and poor yields of benzimidazoles would probably be obtained from esters of acids of higher molecular weight. A good yield of 2-methylbenzimidazole may be obtained by allowing a mixture of o phenylenediamine and ethyl acetate to stand

Chu et al⁵² reported that the anticancer mechanism of a compound,

2-chloro-N-(2-p-tolyl-1H-benzo[d]imidazol-5-yl)acetamide toward breast cancer. It further reported that this compound potently inhibited both EGFR and HER₂ activity by reducing EGFR and HER₂ tyrosine phosphorylation and preventing downstream activation of PI3K/Akt and MEK/Erk pathways in vitro and in vivo. They also showed that compound inhibited the phosphorylation of FOXO and promoted FOXO translocation from the cytoplasm into the nucleus, resulting in the G1-phase cell cycle arrest and apoptosis. Moreover, this derivative potently induced apoptosis via the kinase-mediated death receptor 5 up regulation in breast cancer cells. The antitumor activity of this derivative was consistent with additional results demonstrating that it significantly reduced tumour volume in nude mice in vivo. Analysis of the primary breast cancer cell lines with HER₂ over expression further confirmed that this analog significantly inhibited Akt Ser₄₇₃ and Bad Ser₁₃₆ phosphorylation and reduced cyclin D₃ expression

Ladenburg and Rugheimer⁵³ synthesized the 2-phenyl-5 (or 6)-methylbenzimidazole by heating 3,4-diaminotoluene with acetophenone at 180°C. for some time. The methyl group is the one that is eliminated preferentially

Sugumaran et al⁵⁴ synthesized a series of 2,5-disubstituted benzimidazoles by nitration of 2-alkyl/aryl benzimidazoles by using conc. HNO₃ and conc. H₂SO₄. The

Synthesis of a new series of amino methylated

5-nitro-1H-benzimidazole, 6-nitrobenzoxazole (3H)-ones and 4-nitroisindoline 1,3-diones show anti-leishmanial and anti-microbial activity. The synthesized compounds were evaluated for their anti-bacterial activity against gram negative bacterial species such as E. coli, and gram positive species such as Staphylococcus aureus, and S. Epidermidis

Gaur et al⁵⁵ synthesized different substituted β-benzimidazolyl-α-methyl crotonic

acid-anilids, β-benzimidazolyl α-methyl crotonic acid amides, β-benzimidazolyl methyl butyramides and β-benzimidazolyl α-methyl butyranilides. The synthesized compounds were analyzed for anti-helminthic activity. It was found that the meta-chloroderivative showed maximum activity while para-methoxy derivative showed minimum activity.

Tangedael⁵⁶ reported the synthesis of a series of new benzimidazolethiocarbamates. It was synthesized by ortho-phenylenediamine, carbamates and thioacetic acid and it evaluated for antitumor activity against three cancer cell lines (A-549, MDA-MB and HT-29). The synthesized compounds were further subjected to the molecular properties studies using different softwares viz., Molecular inspiration software, and ALOPGPS 2.1 program. Toxicity parameters were calculated using Osiris Software 2.1. All compounds are nontoxic; fulfill the solubility requirements and passing oral bioavailability criteria. Among the series, compound with benzylamine side chain with 5-methyl group exhibited potent in vitro antitumor activity with IC₅₀ values of 3.38 ± 1.9 μg/ml when compared to cisplatin with IC₅₀ of 10.7 ± 1.5 μg/ml against MDA-MB cell lines

Pinnow⁵⁷ reported the synthesis of 4-chloro-2-aminodimethylaniline when heated with excess acetic anhydride at 145-160°C. gives 1,2-dimethyl-5-chlorobenzimidazole. All the synthesized compounds were evaluated for their anti-helminthic activity against Indian earthworms (Pheretima posthuma) and utilized for in-vitro anti-helminthic assay as per standard protocol

Chakravarti et al⁵⁸ reported the synthesis of 2-disubstituted pyridinyl benzimidazoles and 1H-benzimidazoles as anti-inflammatory agent as well as anti-helminthic benzimidazoles. Using thermodynamic, electronic, and spatial descriptors, for each category of compounds the quantitative structure activity relationship analysis was

performed. By leave-one-out cross validation method the resulting QSR equations were validated. Significant correlation ship was found between anti -inflammatory activity and electronic parameter and spatial parameters.

Katarzyna⁵⁹ reported the synthesis of a series of new benzimidazole derivatives. It was synthesized and tested in vitro for possible anticancer activity. The effect of proliferation into selected tumour cell lines at normoxia and hypoxia conditions was determined by WST-1 test. Additionally, apoptosis test (caspase 3/7 assay) was used to check the mode caused by the agents of cell death. Four of the examined compounds showed a very good anti-proliferative effect and three of them were specific for hypoxia conditions. Screening test of caspase-dependent apoptosis proved that exposure to A549 cells for 48 h test compounds promoted apoptotic cell death.

Raiford, L.C and Coppo⁶⁰ reported the reaction between beta-keto esters and ortho-phenylenediamines under basic conditions. An analogous to 2-benzimidazoleacetone have been obtained.

Hager⁶¹ reported the synthesis of 5-amino-2(3H)-benzimidazolone by reducing 2,4-dinitro-phenylurethane with tin and hydrochloric acid.

Billeter and Steiner⁶² reported the synthesis of 2(3H)-benzimidazolethione and 5-methyl-2(3H)-benzimidazolethione by the action of thiophosgene on ortho-phenylenediamine and 3,4-diaminotoluene, respectively. 3,4-Diaminobenzene arsonic acid and thiophosgene gave a 78% yield of 2(3H)-benzimidazolethione arsonic acid.

Cibald⁶³ reported the synthesis of benzimidazole derivative by reacting trichloroacetyl-4-methyl-2-nitroaniline with tin and

hydrochloric acid undergoes hydrolysis to 3,4-diaminotoluene dihydrochloride and trichloro-acetic acid. Salicyloyl-o-nitroaniline is converted to 2-(o-hydroxyphenyl)-benzimidazole and Crotonoylamino-3-nitrotoluene to yields 3-propenylde-methylbenzimidazole. The double bond is not reduced in the reaction.

Green and Day⁶⁴ reported the synthesis of 2-phenyl-5-methylbenzimidazole in about 80% yield from 3-benzalamino-4-acetaminotoluene and from 4-benzalamino-3-acetaminotoluene by heating with nitrobenzene and alcoholic potassium hydroxide solution. The synthesized compounds were analyzed for anti-helmintic activity. It was found that the meta derivative showed maximum activity while para derivative showed minimum activity.

Janssen Pharmaceutica⁶⁵ synthesized mebendazole, methyl-[5-(benzoyl)-1H-benzimidazol-2-yl]carbamate was a derivative of benzimidazole, which was made by reacting 3,4-diaminobenzophenone with N-methoxycarbonyl-S-methylthiourea. The exact mechanism of action of mebendazole was not conclusively known, but it seems likely that it causes irreversible inhibition of the uptake and utilization of glucose by the parasite and stops the formation of ATP, thus causing glycogen depletion and subsequent death of the parasite. Mebendazole is used for treatment of enterobiasis, ascariasis, ankylostomiasis, strongyloidiasis, trichocephaliasis, trichuriasis, and mixed helminthoses. It was used twice a day over the course of 3 days in doses of 100 mg, resulting in complete recovery in 90–100% of patients. Synonyms of this drug are vermor, mebutar, panfugan, and many others.

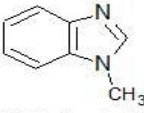
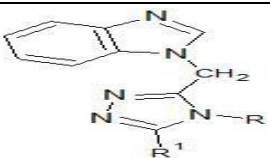
Weiming et al⁶⁶ synthesized 2-[3-(4-morpholino)propylthio]-5-(difluoromethoxy)benzimidazole derivatives by reacting morpholine with fluoromethoxybenzimidazole. The synthesized compound shows better anti-inflammatory effect.

than Aspirin and better analgesic activity than Indomethacin and lower gastric ulcer

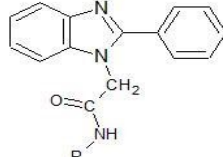
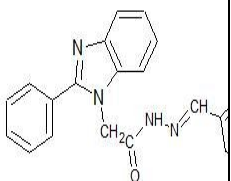
Sandeep et al⁶⁷ reported a series of new 5-ethoxy-2-substituted benzimidazole derivatives. It was synthesized from ortho-phenylenediamine and ester. These derivatives were tested for

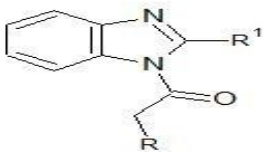
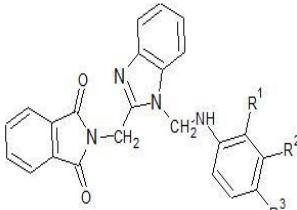
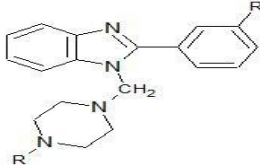
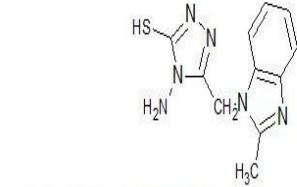
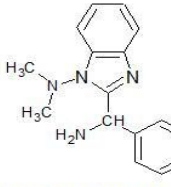
anti-inflammatory activity by using carrageenan induced rat paw edema method. Most of the obtained compounds exhibited anti-inflammatory activity, especially some of the compound showed significant activity when compared with that of ibuprofen used as standard drug

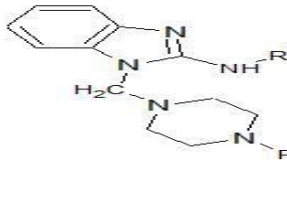
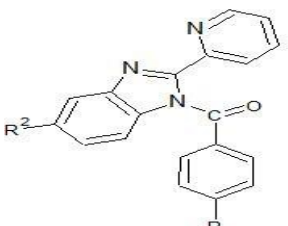
Mono Substituted Benzimidazole Derivative [table 1]

S. No	Compound	Structure	Activity	References
01	1-Methyl benzimidazole	 <p>1-methyl-1H-benzimidazole</p>	Antihelmenthic	Fischer and Veiel
02	1-Triazole benzimidazole derivative		Antihelmenthic	Noha et al

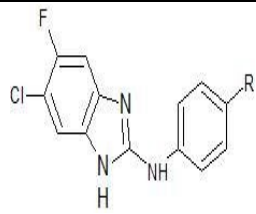
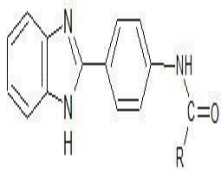
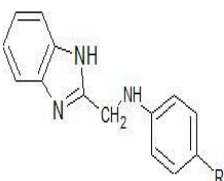
1,2Di-Substituted Benzimidazole Derivative [table-2]

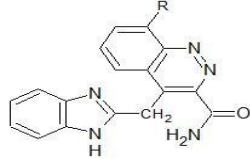
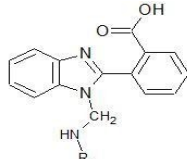
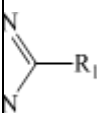
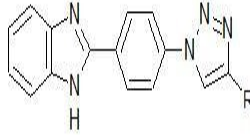
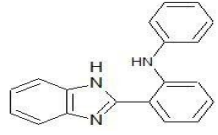
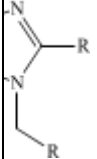
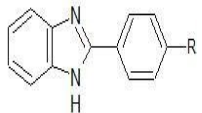
S. No	Compound	Structure	Activity	References
01	2-phenylbenzimidazole-1-acetamide		Anti-helmenthic	Ramesh et al
02	N'-(substituted benzylidene)-2-[2-(substituted phenyl)-1H-benzimidazol-1-yl]acetohydrazide.	 <p>2-(2-phenyl-1H-benzimidazol-1-yl)-N'-(E)-phenylm</p>	Anti-imflamator y	Soni B et al

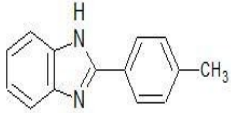
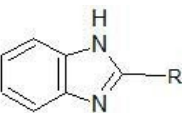
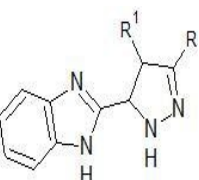
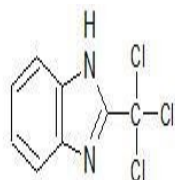
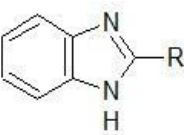
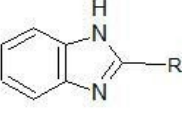
03	2-(aryl)-1-(1H-benzo[d]imidazol-1-yl) ethanone and 2-(aryl)-1-(2-methyl-1Hbenzo[d]imidazol-1-yl) ethanone		Antihelmenthic	Patel and co-workers
04	1,2-disubstituted benzimidazoles		Anti-helmenthic	SudheerBabu et al
05	1,2-disubstituted derivative		Anti-helmentic	Gupta et al
06	Schiff's Bases of 1,2-methyl benzimidazole derivatives	 4-amino-5-[(2-methyl-1H-benzimidazol-1-yl)methyl]-	Anti-viral	Sanahanbi et al
07	1,2 benzimidazole	 2-[amino(phenyl)methyl]-N,N-dimethyl-1H	Anti-thelmentic	Anil Reddy
10	2-amino-1H-benzimidazole		Anti-helmentic	Anna et al

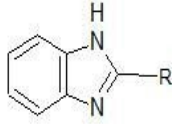
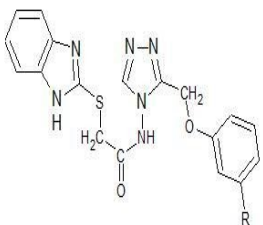
				
11	2-(2'-pyridyl) benzimidazole		Anti-helmenthic	Arfa et al

2 - Substituted Benzimidazole Derivative [table-3]

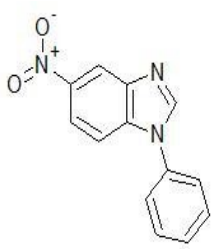
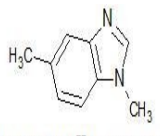
Sn	Compound	Structure	Activity	Reference
01	2substituted benzimidazole derivative		Anti-inflammatory	Rekha et al
02	2-substituted benzimidazole derivatives		Anti-helmenthic	Manish et al
03	2-chloromethyl-1Hbenzimidazole		Anti-helmenthic	Komal P et al

04	cinnolinebenzimidazole s		Anti-helminthic	Shruti et al
06	2-(1H-benzo[d]imidazol-2-yl) benzoic acid		Anti-microbial	Kalirajan et al
07	2-substituted benzimidazole derivatives		Anti-helminthic	Kuldeep Kumar
08	Triazole derivative		Anti-cancer	Karna et al
09	N-(2-(1-benzo[d]imidazol-2-yl) phenyl)-substituted benzamines		Anti-helminthic	Aruna et al
10	2-aryl-1(arylmethyl)-1H-benzimidazoles		Anti-helminthic	DavoodAzarifar et al
11	2-substituted benzimidazole		Anti-fungal. Anti-microbial	Abhay et al
12	2-substituted benzimidazoles		Anti-helminthic	B.N.B.vaidehi et al-

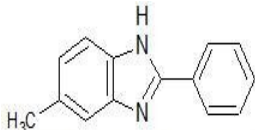
		 <p>2-(4-methylphenyl)-1H-benzimidazole</p>		
13	2-substituted benzimidazoles		Anti-helminthic	Mita D. Khunt et al
14	2-substituted pyrazolines		Anti-helminthic	Jayanti et al
15	2-trichloromethyl benzimidazole	 <p>2-(trichloromethyl)-1H-benzimidazole</p>	Anti-viral	Hollan et al
16	2-benzimidazole derivatives		Anti-helminthic	Sreena et al
17	2-substituted benzimidazole derivatives		Anti-helminthic	Rithe et al-
18	2- benzimidazoles		Anti-viral, anti-helminthic	Saber

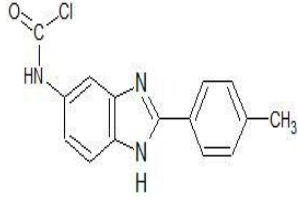
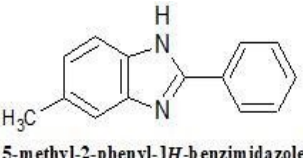

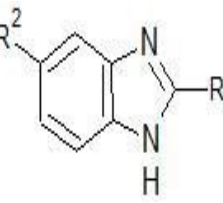
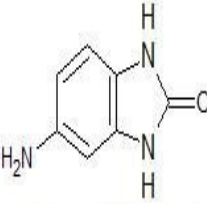
				
20	3-aryloxy methyl-4-[2-(benzimidazolylthio)acetamide]-5-mercapto-1,2,4-triazoles		Anti-fungal	Shivkumar et al

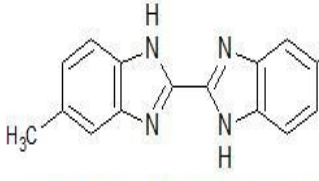
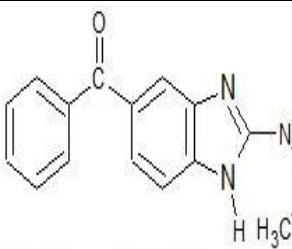
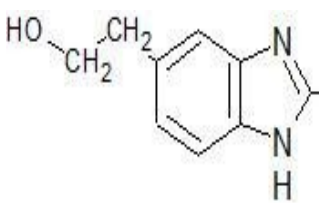
1, 5 Di- Substituted Bezimidazole derivative [table-3]

S no	Compound	Structure	Activity	Reference
01	1-phenyl-5nitrobenzimidazole	 5-nitro-1-phenyl-1H-benzimidazole	Anti-viral	Von Walther
02	1,5-dimethylbenzimidazole	 1,5-dimethyl-1H-benzimidazole	Anti-fungal	Von pinnow

2,5 Di-Substituted Benzimidazole Derivative[table-5]

S.no	Compound	Structure	Activity	Reference
01	5-methyl-1-H benzimidazole	 <p>5-methyl-2-phenyl-1H-benzimidazole</p>	Anti-helminthic	Von Niementowski

02	2-chloro-N-(2-p-tolyl-1H-benzo[d]imidazol-5-yl) acetamide		Anti-cancer	Chu et al
03	2-phenyl-5-methylbenzimidazole	 <p>5-methyl-2-phenyl-1H-benzimidazole</p>	Anti-viral	Ladenburg and Rugheimer
04	2,5-disubstituted benzimidazoles		Anti-microbial	Sugumaran et al
07	2,5-disubstituted derivative		anticancer	Katarzyna
08	5-amino-2(3H)-benzimidazolone	 <p>5-amino-1,3-dihydro-2H-benzimidazol-2-one</p>	Anti-viral	Hager

09	2-(o-hydroxyphenyl)-benzimidazole	 <p>5,5'-dimethyl-1H,1'H-2,2'-bibenzimidazole</p>	Anti-viral	CIBA LTD
10	methyl-[5-(benzoyl)-1H-benzimidazol-2-yl]carbamate	 <p>N-(5-benzoyl-1H-benzimidazol-2-yl)methylcarbamate</p>	Anti-helminthic	Janssen Pharmaceutica
11	5-ethoxy-2-substituted benzimidazole		Anti-inflammatory	Sandeep et al

IV. CONCLUSION

The benzimidazole ring is an important pharmacophore in modern drug discovery. Attention has been gradually more given to the synthesis of benzimidazole derivatives as a source of new biological agents⁶⁸. The benzimidazole derivatives are source for further medicinal research, and allow them to interact easily with the biopolymers, possess pharmacological activity with lower toxicities⁶⁹. Changes in the benzimidazole structures have offered high biological activities that have proven useful for the development of new medicinal agents having improved potency and lesser toxicity⁷⁰. The present review highlights the various synthesized benzimidazoles and their derivatives possessing various activities such as analgesic, anti-inflammatory, anti-helminthic, anti-tubercular, anti-viral, anti-fungal, anti-diabetic, anti-cancer and anti-oxidant

REFERENCES

- [1]. Bansal R. Heterocyclic chemistry. 4th ed. Tunbridge Wells: Anshan Ltd; 2007..
- [2]. Sivakumar R, Pradeepchandran R, Jayaveera KN, Kumarnallasivan P, Vijaiand PR, Venkatnarayanan R. Benzimidazole: an attractive pharmacophore in medicinal chemistry. Int J Pharm Res 2011;3:19-31.
- [3]. Krishnanjaneyulu IS, Saravanan G, Vamsi J, Supriya P, Bhavana JU, Sunil Kumar MV. Synthesis, characterization and antimicrobial activity of some novel benzimidazole derivatives. J Adv Pharm Technol Res 2014;5:21-7.
- [4]. Rangaswamy R, Chakrabhavi DM, Toreshettahally RS, Swamy J, Kanchugarakoppal SR. Synthesis,

- characterization, and in vivo biological evaluation of novel benzimidazoles as potential anticancer agents. *Asian J Pharm Clin Res* 2014;7:309-13.
- [5]. Mayank RM, Satish B. Synthesis of benzothiazole- benzimidazole thiazolidin derivatives as antiinflammatory and analgesic. *J Chem Biol Phys Sci* 2016;6:410-8.
- [6]. Sahoo U, Seth AK, Balaraman R, Velmuragan R. Design, synthesis of some novel thiazolidine-4-one derivatives bearing benzimidazole nucleus and biological evaluation of their possible in vitro antiinflammatory as cyclooxygenase inhibitors and antioxidant activity. *Asian J Chem* 2015;27:961-8.
- [7]. Gurusamy M, Rajib H, Faruk A, Rashmi K, Uddhav P, Shyamalendu N. Synthesis and biological evaluation of 2-substitutedbenzimidazole derivatives. *Arabian J Chem* 2015;8:715-9.
- [8]. Monika G, Chander M. Design, synthesis and biological evaluation of novel 1,2,5-substituted benzimidazole derivatives
- [9]. Kalirajan R, Chitra M, Jubie S, Gowramma B, Suresh B. Synthesis and biological evaluation of Mannich bases of 2-substituted benzimidazoles. *Asian J Chem* 2009;21:5207-11
- [10]. Lalawmpuii PC, Malsawmtluangi C, Zothanpuia, Kakoti BB. Phytochemical screening and determination of antioxidant activity of *Helicia nilagirica* bedd., an ethnomedicinal plant of mizoram, India. *Asian J Pharm Clin Res* 2014;7:246-9.
- [11]. Abhay KV, Rashmi K, Arun KS, Rinky M, Mukesh CS. Synthesis, characterization and biological evaluation of novel 2-substituted benzimidazole Schiff bases and its azetidinone and thiazolidinone derivatives. *World J Pharm Pharm Sci* 2014;3:1417-29.
- [12]. Rekha S, Chandrashekhara S, Prateek B, Vineethchandy. Synthesis, characterization and evaluation of in vitro and in vivo anti-inflammatory activity of novel benzimidazole derivatives. *Int J Pharm Life Sci* 2013;4:2794-9.
- [13]. Cheng W, Tan R, Zeng Y, Huang W, Zhang W. Synthesis and biological activities of 2-[3-(4-morpholino)propylthio]-5-(difluoromethoxy)benzimidazole derivatives. *Asian J Chem* 2012;24:1996-8.
- [14]. Sandeep W, Ganesh L, Varsha B, Sachin L. Synthesis and antiinflammatory activity of novel 2-(substitutedalkyl
- [15]. Chu B, Liu F, Li L, Ding C, Chen K, Sun Q, et al. A benzimidazole derivative exhibiting antitumor activity blocks EGFR and HER2 activity and upregulates DR5 in breast cancer cells. *Cell Death Dis* 2015;6:1-10.
- [16]. Noha RMG, El-Etrawy ASH, Hanan AAF, Said AHEIF. Design, synthesis and biological evaluation of some 1,2,4-triazole derivatives based Schiff's bases bearing benzimidazole moiety.
- [17]. Kishore KP, Hemasundar G, Naidu A, Dubey PK. Alkylation studies on pyrazolyl and isoxazolyl benzimidazoles. *Indian J Heterocycl Chem* 2011;20:393-8.
- [18]. Nayanti R, Janardan Y, Ravindra K, Yogendra KS. Microwave assisted transformation of benimidazolyl chalcones into N- substituted pyrazolines and evaluation of their antimicrobial activities. *Indian J Chem* 2010;49B:989-93
- [19]. Avinash Patil, Swastika Ganguly and Sanjay Surana "A Systematic Review of Benzimidazole Derivatives as an Antiulcer Agent" *Rasayan, J Chem.*, 2008, 1(3):447-460.
- [20]. Avinash Patil, Swastika Ganguly and Sanjay Surana , A Systematic Review Of Benzimidazole Derivatives As An Antiulcer Agent, *Rasayan J. Chem* Vol.1, No.3 (2008), 447-460.
- [21]. Radhika H. Datani, Suvarna G. Kini, Muhammad Mubeen *Journal of Computational Methods in Molecular Design*, 2012, 2 (4):149-157.Md.

- Hamiduzzaman, Sultana Juhara Mannan, Avijit Dey and S. M. Abdur Rahman , Evaluation of analgesic, antipyretic, hypoglycemic and CNS depressant activity of 2-bromopopylamine hydrobromide, 3-bromo popyl ammonium bromide, ortho-amino aniline and benzimidazole-2-thiol in animal model , *Der Pharmacia Lettre*, 2014, 6 (1):47-53.
- [22]. Anna Pratima Nikalje, Mangesh Ghodke, One Pot Green Synthesis Of 2-Aryl/Heterylbenzimidazole As Anti Inflammatory Agents, *World Journal Of Pharmacy And Pharmaceutical Sciences* Volume 3, Issue 2, 1311-1322.
- [23]. Ashish Kumar Tewari & Anil Mishra, Synthesis and antiviral activities of N-substituted-2-substituted- benzimidazole derivatives , *Indian Journal of Chemistry* Vol. 45B, February 2006, pp. 489-493.
- [24]. Ting Pan, Xin He, Bing Chen, Hui Chen, Guannan Geng, Haihua Luo, Hui Zhang, Chuan Bai, Development of benzimidazole derivatives to inhibit HIV-1 replication through protecting APOBEC3G protein, *European Journal of Medicinal Chemistry* 95 (2015) 500-513.
- [25]. Hament Panwar, Ranjana Dubey, Nidhi Chaudhary and Tilak Ram A green approach for the heterocyclization of 2-substituted benzimidazoles: Synthesis, characterisation and pharmacological evaluation *Der Pharma Chemica*, 2013, 5(6):192-200.
- [26]. Kapuriya Kaushik, Ganure Ashok, Davda Swati, Kitawala Mustafa, Topiya Hiral, Benzimidazole: A Promising Lead For Anticancer Drug Design, *Universal Journal of Pharmacy*, 2013, 02 (03): Page 57- 62.
- [27]. T. Srinivasa Reddy, Hitesh Kulhari, V. Ganga Reddy, Vipul Bansal, Ahmed Kamal, Ravi Shukla, Design, synthesis and biological evaluation of 1,3-diphenyl-1Hpyrazole derivatives containing benzimidazole skeleton as potential anticancer and apoptosis inducing agents, *European Journal of Medicinal Chemistry* 101 (2015) 790-805.
- [28]. Qi Guan, Chunming Han, Daiying Zuo, Min'an Zhai, Zengqiang Li, Qian Zhang, Yanpeng Zhai, Xuewei Jiang, Kai Bao, Yingliang Wu, Weige Zhang, Synthesis and evaluation of benzimidazole carbamates bearing indole moieties for antiproliferative and antitubulin activities, *European Journal of Medicinal Chemistry* 87 (2014) 306-315.
- [29]. Alka Sharma, Vijay Luxami, Kamaldeep Paul, Purine-benzimidazole hybrids: Synthesis, single crystal determination and in vitro evaluation of antitumor activities, *European Journal of Medicinal Chemistry* 93 (2015) 414-422.
- [30]. Yan-Ting Wang, Ya-Juan Qin, Na Yang, Ya-Liang Zhang, Chang-Hong Liu, Hai-Liang Zhu, Synthesis, biological evaluation, and molecular docking studies of novel 1-benzene acyl-2-(1-methylindol-3-yl)- benzimidazole derivatives as potential tubulin polymerization inhibitors, *European Journal of Medicinal Chemistry* 99 (2015) 125-137.
- [31]. Yeong Keng Yoon, Mohamed Ashraf Ali, Ang Chee Wei, Tan Soo Choon, Rusli Ismail, Synthesis and evaluation of antimycobacterial activity of new benzimidazole aminoesters, *European Journal of Medicinal Chemistry* 93 (2015) 614-624.
- [32]. Jurupula Ramprasad, Nagabhushana Nayak, Udayakumar Dalimba a, Perumal Yogeeswari, Dharmarajan Sriram, S.K. Peethambar, Rajeshwara Achur, H. S. Santosh Kumar, Synthesis and biological evaluation of new imidazo[2,1-b][1,3,4] thiadiazole-benzimidazole derivatives, *European Journal of Medicinal Chemistry* 95 (2015) 49-63.
- [33]. Srikanth Lingala, Raghunandan Nerella, K. R. S. Sambasiva Rao Synthesis, antimicrobial and anthelmintic activity of

- some novel benzimidazole derivatives Der Pharma Chemica, 2011, 3 (4):344- 352.
- [34]. Babita Goswami, Arvind Kumar Singh , Pharmacological activities of benzimidazole derivatives- Overview, IJSID, 2012, 2 (1), 121-136.
- [35]. Manna K, Aggarwal Y. Microwave assisted synthesis of new indophenazine 1,3,5 - trisubstituted pyrrazoline derivatives of benzofuran and their antimicrobial activity. Bioorg. Med. Chem. Lett. 2009; 19: 2688-2692.
- [36]. Ramanpreet Walia, Md.Hedaitullah, Syeda Farha Naaz, Khalid Iqbal and HS. Lamba, Benzimidazole derivatives-An overview, IJRPC 2011, 1(3), 565-574.
- [37]. JB Wright. The chemistry of the benzimidazoles, 1951; 38: 397-541.
- [38]. Uday Kalidhar, Amandeep Kaur, An Overview on Some Benzimidazole and Sulfonamide Derivatives with Anti-Microbial Activity, RJPBCS , October – December 2011, Volume 2, Issue 4 Page No. 1116.
- [39]. B.S Furniss et al., Text book of practice organic chemistry, 4th edition, 1162-1163.
- [40]. Roger A. Sheldon, Atom efficiency and catalysis in organic synthesis, Pure Appl. Chem., Vol. 72, No. 7, pp. 1233–1246, 2000 Anastas PT, Warner JC, Green Chemistry: Theory and Practice. Oxford University Press, Oxford 1998.
- [41]. Davood Azarifar, Mojgan Pirhayati, Behrooz Maleki, Mehrangiz Sanginabadi and Raziieh Nejat Yami, Acetic acid-promoted condensation of o-phenylenediamine with aldehydes into 2-aryl-1 (arylmethyl)-1H-benzimidazoles under microwave irradiation, J. Serb. Chem. Soc. 75 (9) 1181–1189 (2010)
- [42]. Kabeer A. Shaikh, An efficient solvent-free synthesis of imidazolines and benzimidazoles using $K_4[Fe(CN)_6]$ catalysis Org. Commun. 5:1 (2012) 12-17.
- [43]. B.N.B.Vaidehi, Synthesis And Biological Evaluation Of 2-Substituted Benzimidazoles, Int J Pharm Bio Sci 2012 July; 3(3): P 26 – 31
- [44]. Rekha, M.; Hamza, A.; Venugopal, B.R.; Nagaraju, N. Synthesis of 2-substituted benzimidazoles and 1,5-disubstituted benzodiazepines on alumina and zirconia catalysts. Chin. J. Catal. 2012, 33,439–446.
- [45]. Chunxia Chen, Chen Chen, Bin L, Jingwei Tao and Jinsong Peng, Aqueous Synthesis of 1-H-2- Substituted Benzimidazoles via Transition-Metal-Free Intramolecular Amination of Aryl Iodides, Molecules 2012, 17, 12506-12520.
- [46]. D Kathirvelan, P Yuvaraj, K Babu, Arasampattu S Nagarajan & Boreddy S R Reddy, A green synthesis of benzimidazoles, Indian journal of chemistry, Vol.52B, 2013, 1152-1156.
- [47]. Ramineni Srinivasulu, Kannasani Ravi Kumar, Peruri Veera Venkata Satyanarayana, Facile and Efficient Method for Synthesis of Benzimidazole Derivatives Catalyzed by Zinc Triflate, Green and Sustainable Chemistry, 2014, 4, 33
- [48]. Vishvanath D. Patil, Gole Medha, Mhatre Shramesha, Jaiswal Aarti, A mild and efficient synthesis of Benzimidazole by using lead peroxide under solvent free condition, Der Chemica Sinica, 2010, 1 (2): 125-129.
- [49]. Zahed Karimi-Jaberi, Mohammad Amiri, An Efficient and Inexpensive Synthesis of 2-Substituted Benzimidazoles in Water Using Boric Acid at Room Temperature E-Journal of Chemistry 2012, 9(1), 167-170.
- [50]. Mazaahir Kidwai, Nwar Jahan and Divya Bhatnagar, Polyethylene glycol: A recyclable solvent system for the synthesis of benzimidazole derivatives using CAN as catalyst, J. Chem. Sci., Vol. 122, No. 4, July 2010, pp. 607–612.
- [51]. Mita D. Khunt, Vipul C. Kotadiya, Denish J. Viradiya, Bharat H. Baria and Umed C.

- Bhoya, Easy, Simplistic and Green Synthesis of Various Benzimidazole and Benzoxazole Derivatives Using PEG400 as a Green Solvent, *International Letters of Chemistry, Physics and Astronomy* Vol. 25 (2014) pp 61- 68.
- [52]. Babita Goswami et al., Pharmacological activities of benzimidazole derivatives-Overview, *IJSID*, 2012, 2 (1), 121-136
- [53]. Manna K, Aggarwal Y. Microwave assisted synthesis of new indophenazine 1, 3, trisubstituted pyrazoline derivatives of benzofuran and their antimicrobial activity *Bioorg. Med. Chem. Lett.* 2009; 19: 2688-2692.
- [54]. Ramanpreet et al. Benzimidazole derivatives-An overview, *IJRPC* 2011, 1(3).
- [55]. Shukla, Synthesis and Biological Screening of benzimidazole derivatives ,*IJPSR*, 2012; Vol. 3(3): 922-927
- [56]. Tupe AP*, Pawar PY, Mane BY, and Magar SD, Synthesis Analgesic and Anti-Inflammatory Activity of Some 2-Substituted 3Acetic Acid Benzimidazole Derivatives, *RJPBCS*, April – June 2013, Vol. 4 , Issue 2 ,Page No. 928
- [57]. Sanahanbi N.* and T. Sivakumar, Synthesis of Some Schiff's Bases of 2-Methyl Benzimidazole Derivatives and Screening of Analgesic and Anti-Inflammatory Activities, *CODEN(USA) : AJBPAD*, Issue 2 (Vol. 4) 2013
- [58]. Marriappan G et al, Synthesis and evaluation of Mannich bases of benzimidazole derivatives, *Indian Journal of Chemistry*, vol.50B, September 2011, pp.1216-1219.
- [59]. Sandeep Waghulde1, Ganesh Lonsane4, Varsha Borwandkar3, Sachin Laddha2, Synthesis and anti-inflammatory activity of novel 2-(Substituted alkyl or aryl pyridynyl) benzimidazole derivatives.
- [60]. K F Ansari and C Lal*, Synthesis and biological activity of some heterocyclic compounds containing benzimidazole and betalactam moiety ,*J. Chem. Sci.*, Vol. 121, No. 6, November 2009, pp. 1017–1025.
- [61]. Hamdan S. Al-Ebaisat., Synthesis and Biological Activities of Some Benzimidazoles Derivatives, *J. Appl. Sci. Environ. Manage.* Sept, 2011 Vol. 15 (3) 451 – 454.
- [62]. Chimirri A et al., Synthesis and biological activity of novel 1H,3H-thiazolo[3,4-a]benzimidazoles: non-nucleoside human immunodeficiency virus type 1 reverse transcriptase inhibitors, *Antiviral Chemistry & Chemotherapy* 10:211–217.
- [63]. M.S. Shingare*, D.V. Mane, D.B. Shinde, S.N. Thore and S.B. Bhawsar, Synthesis of Mannich Bases of Possible AntiViral Agents, *Asian Journal of Chemistry*, Vol.8, No.2(1996), 225-228.
- [64]. K Sreena et al, Synthesis and Anthelmintic Activity of Benzimidazole Derivatives *HYGEIA / Vol.1, No.1/March-Aug, 09.*
- [65]. Ramanpreet et al. Benzimidazole derivatives-An overview, *IJRPC* 2011, 1(3).
- [66]. B Cakir, E Yildirim, T Ercanli, K Erol, MF Sahin, Synthesis and anticonvulsant activity of some (2:4-substituted) benzaldehyde (2-oxobenzothiazolin-3-yl) acetohydrazones , *Farmaco*, 1999, 54, 842–845.
- [67]. Kalyankar TM *, Pekamwar SS, Wadher SJ, Tiprale PS and Shinde GH, Review on Benzimidazole Derivative, *International Journal of Chemical and Pharmaceutical Sciences*,2012, Dec., Vol. 3 (4).
- [68]. Kapuriya K., Ganure A., Davda S., Kitawala M., Topiya H., Benzimidazole: A promising Lead for AntiCancer Drug Design, *UJP* 2013, 02(03): Page 57-62.
- [69]. Patil, A., Ganguly, S., Surana, S. , A systemic review of benzimidazole derivatives as an antiulcer agent. *Rasayan Journal of Chemistry*, 1(3): 447-460.
- [70]. Reddy BA., Synthesis and Characterization of Some Benzimidazole Derivatives using as



Antihypertensive Agents., JPRHS 2010,
2(1): 103-113.