

## Design, Synthesis, Characterization, Biological Activities and in Silico Docking Studies of Thiazole Contain Novel Imidazoline Derivatives

Shaik Tayaba Gousia\*, Sumer Sing<sup>1</sup>, Khajapasha<sup>2</sup>

<sup>\*1</sup>Department of Pharmaceutical Chemistry, Singhania University, Pachari Beri Jhunjhunu, Rajasthan, India

<sup>2</sup>Department of Pharmaceutical Chemistry, Azad college of pharmacy, JNTU, Hyderabad, Telangana, India

Corresponding Author: Shaik Tayaba Gousia

Submitted: 15-04-2022

Accepted: 30-04-2022

### ABSTRACT

Imidazole and its derivatives contain and Albendazole, Sodium diclofenac sodium, different hetero moieties are considered Biologically Molecular docking.

most important active scaffold that possesses almost all types of pharmacological activities.

The in the **I. INTRODUCTION:**

present study, we synthesized a new series of Imidazolines are dihydrothiazole contain novel imidazole derivatives by Imidazole derivatives. They are also conventional method via different mechanisms, such found to be equally pharmacologically as cyclization between thiourea and Substituted interesting characteristic. Imidazolines displayed a

Acetophenone to 2-Amino 4-Aryl Thiazole. The broad spectrum of potential pharmacological Benzoyl glycine derivatives reacts with substituted activities and are present in a benzaldehyde to form Oxazole derivatives, then number of pharmacologically active followed Schiff's with different aromatic amine to molecules. Some of major activities are listed as give imidazole derivatives. Finally, these are reacting anti-inflammatory [1], anticancer [2,3], with 2-Amino 4-Aryl Thiazole to gives the title of the anti-inflammatory [4], antifungal [5], products. All of these derivatives were purified antiproliferative [6], anti-biofilm [7], and herbicidal through column chromatography and characterized activities [8]. Anti-inflammation is considered a by IR, <sup>1</sup>H NMR and mass spectral data. The newly worldwide health risk from 20 years onwards. In synthesized (4a-4o) derivatives are screened for recent years, Schiff bases of carbonyl compounds are themin-vitro anthelmintic and anti-inflammatory reported to exhibit broad-

activity by slandered procedure. The synthesized spectrum chemotherapeutic properties such as compound **4d**, **4g** and **4n** are showed good Anti- antiviral, anti-tubercular, antifungal and antibacterial inflammatory activities compare with Sodium activities. Several investigation of the structure diclofenac sodium as a standard drug. Whereas, the activity relationships in Imidazoline derivatives compounds **4c**, **4g**, **4i**, **4k** and **4m** are has showed revealed that halogenations are having the highest most potent anthelmintic activity compare with activity compare with other substituted imidazoline Albendazole as a standard drug. Among the docked derivatives. The inflammation (Latin, inflammo, "I ligands, dock scores of all the compounds ranged ignite, set alight") is part of the complex from -5.35 (compound TB4g) to -1.509

**Keywords:** Thiazole, Imidazoline, substituted benzaldehyde, anthelmintic and anti-inflammatory

(compound dock biologicalresponse of vascular tissues to harmful TB-4c). Compound TB-4g reported highest dock stimuli, such as pathogens,damaged cells, or irritants score of -5.35 with Glide binding energy of -39.159 and the classical signs of acute inflammationare pain, heat, redness, swelling, and loss of functionantifungal [8-9]. Inflammation is a protective attempt by the organism to remove the injurious

stimuli andto initiate the healing process.In the

DOI: 10.35629/7781-070216931704| Impact Factor value 7.429 | ISO 9001: 2008 Certified Journal Page 1693  
present work is oriented towards synthesis of thiazole containing newly synthesised Imidazolines and its prepared derivatives by conventional method by using substituted benzaldehyde. The main aim of the present work is to find molecule such as these by synthesizing several Schiff bases from Imidazolines.

with water and recrystallized from Benzene. Yield: 96%, m.p. 145-150°C.

## II. MATERIALS AND METHODS:

All chemicals and Solvents are used in this study were of analytical reagentgrade and of the highest purity available. All the synthesized (4a-4o) were screened for Anti-inflammatory and anthelmintic activities. Fourier Transform IR spectrometer (model Shimadzu 8700) in the range of 400-4000 cm<sup>-1</sup> Using KBr pellets and values are reported in cm<sup>-1</sup> and the spectra were interpreted. <sup>1</sup>H NMR was scanned on Avance-400 MHz instrument.

### Step: 2: Synthesis of Benzoyl glycine derivatives

**(2a-2b):** In conical flask prepare 10% of sodium hydroxide solution and dissolve in it 0.03 mole of glycine. Add 0.03 mole of substituted benzoyl chloride in 5 portions to the solution. Stopper the a beaker and rinse the conical flask with a little water. Place a few pieces of crushed ice to the solution and add slowly 5 mL of HCl with stirring until the mixture is acid to Congo red paper. Collect the resulting crystalline precipitate of benzoylglycine. Filter the product on Büchner funnel, and dry on air on Petri dish.

Chemical shifts are expressed in δ (ppm) relative to TMS as an internal standard using DMSO-d<sub>6</sub> as solvent. Mass spectra were recorded on Mass spectrophotometer (model Shimadzu) by LC- MS and the spectra were interpreted. Precoated Silica Gel G plates were used to monitor the progress of reaction as well as to check the purity of the compounds. Ethyl acetate: n-Hexane (7:3) used as a mobile phase.

### Step: 3: Synthesis of 2-phenyl-4-benzylidene oxazol-5(4H)-One derivative (3a-3b).

The appropriate Terephthaldehyde (1 mmol), hippuric acid (2a-2b) (1 mmol), Ac<sub>2</sub>O (1 ml) and CaHPO<sub>4</sub> as a catalyst (0.2 mmol) were mixed in a conical flask. Then, the reaction mixture was refluxed 2hr. After completion of the reaction as indicated by TLC, the reaction mixture was cooled to room temperature. 5 ml Cold ethanol/water (1:1) was added and the mixture was stirred for 15 min until a yellow solid precipitated. An aqueous solution of NaHCO<sub>3</sub> (10 ml, 20%) was added, the solid products and the catalyst were filtered. The solid materials were dissolved in hot ethanol to remove the catalyst. The solvent was allowed to cool in room temperature to obtain crude products.

**General procedures:** [10-12]. **Step-1. Synthesis of 2-Amino 4-Aryl Thiazole (1a-1b):** A mixture of substituted acetophenone (0.1 mol), thiourea (0.2 mol) and Iodine (0.1 mol) was heated on a steam bath for 4 hrs. The hydroiodide, thus separated, was filtered, washed with ether and dried. It was dissolved in hot water, filtered while hot and the clear solution neutralized with a strong solution of ammonia. The solid separated was filtered, washed

**Step: 4: Synthesis of 4-((4-(substituted phenyl) imino) substituted)benzylidene)-2-(poly)oxazol-5-one (3a-3b).** Equimolar quantities (3a-3b)

(0.01mol) of 2-phenyl-4-benzylidene oxazol-5(4H)One derivative (3a-3b) and substituted aniline were dissolved in warm ethanol and glacial acetic acid (1:1%, 30ml). The reaction mixture was refluxed for 3hrs and then kept in refrigerator for overnight. The resultant solid was filtered, dried and recrystallized from suitable solvent to afford compounds. **Step: 5: Synthesis of thiazole contain novel imidazole derivatives (4a-4o).** A mixture of equimolar quantities of 4-(4-(4-substitutedphenyl)imino)substitutedbenzylidene)2-(p-tolyl)oxazol-5one(3a-3h) (0.01mol) and 2Amino 4-Aryl Thiazole (1a-1b) (1a-1b) (0.01mol) was refluxed in pyridine for 7-8 h. One KOH pellet was added to this mixture. The progress of the reaction was monitored by TLC. After completion of the reaction resulting mass was poured into crushed ice and neutralised with dil. HCl.

2730 (-CH Str, aliphatic), 2342(-CSC-, Str n thiazole), 1715(C=O Str in Imidazole), 1534(C=N Str), 1484(C=C, Str), 1019(C-N, Str). <sup>1</sup>HNMR (DMSO, δppm): 8.923(1H, Benzyl proton), 8.4478.143(2H, d, Ar-H), 8.062-8.059(2H, d, Ar-H), 7.964(1H, s, Ar-H), 7.716-7.699(2H, d, Ar-H), 7.574-7.534(3H, t, Ar-H), 7.524-7.504(2H, d, ArH), 7.498-7.475(2H, d, Ar-H), 7.448(2H, t, Ar-H), 7.405(3H, t, Ar-H), 7.392(1H, s, Ar-H), 4.482(1H, t, -CH-), 2.788(2H, -CH<sub>2</sub>- in acetyl proton). Mass (EIMS): 510(M), 5111(M + 1). **Compound.4b:2phenyl-5-(4-(phenylimino)methyl)benzylidene)-3-(4-(p-tolyl) thiazol-2-yl)3,5-dihydro-4H-imidazol-4-one.** IR, Cm-1 (KBr): 3034(-CH Str, aromatic), 2992, 2830, 2750(CH Str, aliphatic), 2391(-CSC-, Str in thiazole), 1712(C=O Str in Imidazole), 1512(C=N

S.Code	R	R <sub>1</sub>	R <sub>2</sub>	Mol. For	Mol.Wt gm/mol	M.P(°C)	%Yield	Rf.V
4a	-H	-H	H	C <sub>32</sub> H <sub>22</sub> N <sub>4</sub> OS	510.25	178-180	76	0.67
4b	-CH <sub>3</sub>	-H	H	C <sub>33</sub> H <sub>24</sub> N <sub>4</sub> OS	524.74	154-156	69	0.83
4c	-CH <sub>3</sub>	-CH <sub>3</sub>	H	C <sub>34</sub> H <sub>26</sub> N <sub>4</sub> O <sub>2</sub> S	538.03	130-132	81	0.76
4d	-CH <sub>3</sub>	-OCH <sub>3</sub>	H	C <sub>34</sub> H <sub>26</sub> N <sub>4</sub> O <sub>2</sub> S	554.17	121-123	73	0.58
4e	-H	- OCH <sub>3</sub>	H	C <sub>32</sub> H <sub>24</sub> N <sub>4</sub> O <sub>2</sub>	540.32	191-193	66	0.66
4f	-H	- CH <sub>3</sub>	-H	C <sub>33</sub> H <sub>24</sub> N <sub>4</sub> OS	524.01	177-179	82	0.60
4g	- CH <sub>3</sub>	-CH <sub>3</sub>	- CH <sub>3</sub>	C <sub>35</sub> H <sub>28</sub> N <sub>4</sub> OS	552.03	143-145	78	0.59
4h	-H	- CH <sub>3</sub>	- CH <sub>3</sub>	C <sub>34</sub> H <sub>26</sub> N <sub>4</sub> OS	538.07	201-203	72	0.77
4i	-H	-CH <sub>3</sub>	-NO <sub>2</sub>	C <sub>33</sub> H <sub>23</sub> N <sub>5</sub> O <sub>3</sub> S	569.41	155-157	70	0.93
4j	-H	-CH <sub>3</sub>	-Cl	C <sub>33</sub> H <sub>23</sub> N <sub>4</sub> O <sub>2</sub> SCl	558.17	189-191	69	0.68
4k	-H	- CH <sub>3</sub>	-F	C <sub>33</sub> H <sub>23</sub> N <sub>4</sub> OSF	542.05	133-135	78	0.54
4l	-H	-H	- CH <sub>3</sub>	C <sub>33</sub> H <sub>24</sub> N <sub>4</sub> OS	524.31	196-198	84	0.77
4m	-CH <sub>3</sub>	-CH <sub>3</sub>	-F	C <sub>34</sub> H <sub>25</sub> N <sub>4</sub> OSF	556.02	211-213	71	0.80
4n	- CH <sub>3</sub>	- OCH <sub>3</sub>	-F	C <sub>34</sub> H <sub>25</sub> N <sub>4</sub> O <sub>2</sub> SF	572.32	163-165	66	0.68
4o	-H	-H	-NO <sub>2</sub>	C <sub>32</sub> H <sub>21</sub> N <sub>5</sub> O <sub>3</sub> S	555.06	143-145	78	0.76

Precipitate was filtered, dried and the product was **Compound.4a:2-phenyl-5-(4((phenylimino)methyl)benzylidene)-3-(4-phenyl thiazol-2-yl)-3,5-dihydro-4H-imidazol-4-one.** IR, Cm-1 (KBr): 3034(-CH Str, aromatic), 2938, 2897,

Str), 1438(C=C, Str), 1025(C-N, Str). <sup>1</sup>HNMR (DMSO, δppm): 9.4748(1H, Imine proton), 9.4339(1H, Benzylidene proton), 8.1621-8.0593(2H, d, Ar-H),

7.97517.9650(2H, d, Ar-H), 7.7187-7.6961(2H, d, Ar-H), 7.5924-7.5305(2H, d, Ar-H), 7.5295-

7.5187(2H, d,

Ar-H), 7.5060-7.5040(2H, d, Ar-H), 7.49717.4795(3H, t, Ar-H), 7.4766-7.4052(3H, t, Ar-H),

7.3952(1H, s, Ar-H), 2.0781(3H, s, Ar-CH<sub>3</sub>). Mass (EI-MS): 524(M), 525(M + 1), 467(M + 2).

**Compound.4c:** **5-(-4-(phenylimino)methyl)benzylidene)-2-(p-tolyl)3(4-(p-tolyl)thiazol-2-yl)-3,5-dihydro-4H-imidazol-4-one.** IR, Cm-1 (KBr): 3097(-CH Str, aromatic), 2987, 2933,2798(-CH Str, aliphatic), 2355(-CSC-, Str in thiazole), 1719(C=O Str in Imidazole), 1544(C=N Str), 1444(C=C, Str),

1103(C-N, Str). <sup>1</sup>HNMR (DMSO, δppm): 9.2135(1H, Imine proton), 9.1091(1H, Benzylidene proton), 8.4960(2H, d, Ar-H), 8.3133(2H, d, Ar-H), 7.9311(2H, d, Ar-H), 7.8918-7.8413(2H, d, Ar-H), 7.7931-7.7863(2H, d, Ar-H), 7.6906-7.6828(2H, d, Ar-H), 7.5483-7.5110(2H, d, Ar-H), 7.49637.4870(3H, t, Ar-H), 7.1475(1H, s, Ar-H), 2.0802(6H, s, Ar-CH<sub>3</sub>). Mass (EI-MS): 538(M), 539(M + 1).

**Compound.4d:2-(4-methoxyphenyl)-5-(-4-(phenylimino)methyl)benzylidene)-3-(4(ptolyl)thiazol-2-yl)-3,5-dihydro-4H-imidazol-4one.** IR, Cm-1 (KBr): 3103(-CH Str, aromatic), 2995, 2868, 2755(-CH Str, aliphatic), 2355(-CSC-, Str n thiazole), 1702(C=O Str in Imidazole), 1522(C=N Str), 1381(C=C, Str), 1022(C-N, Str). <sup>1</sup>HNMR (DMSO, δppm):

9.4041(1H, Imine proton), 9.4050(1H, Benzylidene proton), 8.4600-8.3087(2H, d, Ar-H), 8.2738(2H, d, Ar-H), 8.0951-8.0432(2H, d, Ar-H), 7.9570-7.9121(2H, d, Ar-H), 7.90897.8580(2H, d, Ar-H), 7.6690-7.6499(2H, d, Ar-H), 7.5036-7.4930(2H, d, Ar-H), 7.7949-7.7487(3H, t, Ar-H), 7.0041(1H, s, Ar-H), 3.6410(3H, s, ArOCH<sub>3</sub>). 2.0064(3H, s, Ar-CH<sub>3</sub>). Mass (EI-MS): 554(M), 555(M + 1).

**Compound.4e:2-(4-methoxyphenyl)-5-(-4(phenylimino) methyl)benzylidene)-3-(4-phenyl thiazol-2-yl)-3,5-dihydro-4H-imidazol-4-one.** IR, Cm-1 (KBr): 3076(-CH Str, aromatic),

2987, 2887, 2787(-CH Str, aliphatic), 2354(-CSC-, Str in thiazole), 1702(C=O Str in Imidazole), 1524(C=N Str), 1423(C=C, Str), 1065(C-N, Str). <sup>1</sup>HNMR

(DMSO, δppm): 9.3722(1H, Imine proton), 9.2812(1H, Benzylidene proton), 8.3642-8.2833(2H, d, Ar-H), 8.120-8.0432(2H, d, Ar-H), 7.98437.8543(2H, d, Ar-H), 7.7643-7.6774(2H, d, Ar-H), 7.5643-7.3843(2H, d, Ar-H), 7.2983-7.0212(2H, d, Ar-H), 6.9733-7.8943(3H, t, Ar-H), 7.66547.5884(3H, t, Ar-H), 7.4534(1H, s, Ar-H), 3.5463(3H, s, Ar-OCH<sub>3</sub>). Mass (EI-MS): 540(M), 541(M + 1).

**Compound.4f:5-(-4((phenylimino)methyl)benzylidene)-3(4phenylthiazol-2-yl)-2-(p-tolyl)-3,5-dihydro-4H-imidazol-4-one:** IR, Cm-1 (KBr): 3054(-CH Str, aromatic), 2987, 2898, 2765(-CH Str, aliphatic), 2367(-CSC-, Str in thiazole), 1709(C=O Str in Imidazole), 1509(C=N Str), 1454(C=C, Str), 1044(C-N, Str). <sup>1</sup>HNMR (DMSO, δppm): 9.4092(1H, Imine proton), 9.3922(1H, Benzylidene proton), 8.1093-8.0023(2H, d, Ar-H), 7.90937.9002(2H, d, Ar-H), 7.7782-7.6932(2H, d, Ar-H), 7.5002-7.4093(2H, d, Ar-H), 7.3892-7.2143(2H, d, Ar-H), 7.1190-7.1023(2H, d, Ar-H), 7.00937.0005(3H, t, Ar-H), 6.9773-9.8932(3H, t, Ar-H), 6.8792(1H, s, Ar-H), 2.0023(3H, s, Ar-CH<sub>3</sub>). Mass (EI-MS): 525(M), 526(M + 1), 467(M + 2).

**Compound.4g:2-(p-tolyl)-3-(4-(p-tolyl)thiazol-2yl)-5-(-4-(E)-(p-tolylimino)methyl)benzylidene)-3,5-dihydro-4H-imidazol-4-one.** IR, Cm-1 (KBr): 3103(-CH Str, aromatic), 2995, 2868, 2755(-CH Str, aliphatic), 2355(-CSC-, Str n thiazole), 1702(C=O Str in Imidazole), 1522(C=N Str), 1381(C=C, Str), 1022(C-N, Str). <sup>1</sup>HNMR (DMSO, δppm): 9.4041(1H, Imine proton), 9.4050(1H, Benzylidene proton), 8.4600-8.3087(2H, d, Ar-H), 8.2738(2H, d, Ar-H), 8.0951-8.0432(2H, d, Ar-H), 7.9570-7.9121(2H, d, Ar-H), 7.90897.8580(2H, d, Ar-H), 7.6690-7.6499(2H, d, Ar-H), 7.5036-7.4930(2H, d, Ar-H), 7.7949-7.7487(3H, t, Ar-H), 7.0041(1H, s, Ar-H), 3.6410(3H, s, ArOCH<sub>3</sub>).

2.0064(3H, s, Ar-CH<sub>3</sub>). Mass (EI-MS): 552(M), 553(M + 1).

**Compound.4h:3-(4-phenylthiazol-2-yl)-2-(ptolyl)-5-(-4-(E)-(p-tolylimino)methyl) benzyldene) -3,5-dihydro-4H-imidazol-4-one.** IR, Cm-1 (KBr): 3043(-CH Str, aromatic), 2956, 2848, 2765(CH Str, aliphatic), 2365(-CSC-, Str in thiazole), 1714(C=O Str in Imidazole), 1523(C=N Str), 1417(C=C, Str), 1054(C-N, Str). <sup>1</sup>HNMR

(DMSO, δppm): 9.2983(1H, Imine proton), 9.1002(1H, Benzyldine proton), 8.3029-8.2810(2H, d, Ar-H), 8.1083(2H, d, Ar-H), 8.0432-8.0003(2H, d, Ar-H), 7.9043-7.0032(2H, d, Ar-H), 7.8732-7.7843(2H, d, Ar-H), 7.5643-7.4521(2H, d, Ar-H), 7.38727.2983(2H, d, Ar-H), 7.1033-7.0937(3H, t, Ar-H), 6.9043(1H, s, Ar-H), 3.5453(3H, s, Ar-OCH<sub>3</sub>).

2.1922(3H, s, Ar-CH<sub>3</sub>). Mass (EI-MS): 538(M), 539(M + 1). MS): 450(M), 451(M + 1).

**Compound.5i:5-(-4-((4nitrophenyl)imino)methyl)benzyldene)-3(4phenyl thiazol-2-yl)-2-(p-tolyl)-3,5-dihydro-4Himidazol-4-one.** IR, Cm-1 (KBr): 3054(-CH Str, aromatic), 2956, 2865, 2784(-CH Str, aliphatic), 2364(-CSC-, Str in thiazole), 1709(C=O Str in Imidazole), 1645(NO<sub>2</sub>, Str in Ar-NO<sub>2</sub>), 1529(C=N Str), 1423(C=C, Str), 1123(C-N, Str). <sup>1</sup>HNMR

(DMSO, δppm): 8.9463(1H, Imine proton), 8.7832(1H, Benzyldine proton), 8.3732-8.3452(2H, d, Ar-H), 8.18932-8.10032(2H, d, Ar-H), 8.10038.0032(2H, d, Ar-H), 7.9983-7.8427(2H, d, Ar-H), 7.6843-7.5632(2H, d, Ar-H), 7.3922-7.3093(2H, d, Ar-H), 7.2901-7.1092(2H, d, Ar-H), 6.95436.8943(2H, d, Ar-H), 6.7892(1H, s, Ar-H), 1.9833(3H, s, Ar-CH<sub>3</sub>). Mass (EI-MS): 569(M), 570(M + 1).

**Compound.4j:5-(-4-((4chlorophenyl)imino)methyl)benzyldene)-3(4phenyl thiazol-2-yl)-2-(p-tolyl)-3,5-dihydro-4Himidazol-4-one.** IR, Cm-1 (KBr): 3074(-CH Str, aromatic), 2988, 2898, 2732(-CH Str, aliphatic), 2302(-CSC-, Str in thiazole), 1712(C=O Str in Imidazole), 1521(C=N Str), 1434(C=C, Str), 1132(C-N, Str), 798(Cl, Str in Ar-Cl). <sup>1</sup>HNMR

(DMSO, δppm): 9.0432(1H, Imine proton), 8.9823(1H, Benzyldine proton), 8.2983-8.1032(2H, d, Ar-H), 8.1903-8.0331(2H, d, Ar-H), 7.98327.8322(2H, d, Ar-H), 7.78932-7.6903(2H, d, Ar-H), 7.5642-7.5093(2H, d, Ar-H), 7.4932-7.4021(2H, d, Ar-H), 7.3021-7.3002(2H, d, Ar-H), 7.03217.0021(2H, d, Ar-H), 6.9054(1H, s, Ar-H), 2.0321(3H, s, Ar-CH<sub>3</sub>). Mass (EI-MS): 558(M), 559(M + 1), 560(M + 2).

**Compound.4k:5-(-4-((4fluorophenyl)imino)methyl)benzyldene)-3(4phenylthiazol-2-yl)-2-(p-tolyl)-3,5-dihydro-4Himidazol-4-one.** IR, Cm-1 (KBr): 3093(-CH Str, aromatic), 2932, 2865, 2774(-CH Str, aliphatic), 2389(-CSC-, Str in thiazole), 1719(C=O Str in Imidazole), 1533(C=N Str), 1429(C=C, Str), 1117(C-N, Str), 847(F, Str in Ar-F). <sup>1</sup>HNMR

(DMSO, δppm): 9.4523(1H, Imine proton), 9.0323(1H, Benzyldine proton), 8.4238-8.4092(2H, d, Ar-H), 8.2832-8.1902(2H, d, Ar-H), 8.00328.0002(2H, d, Ar-H), 7.9864-7.8543(2H, d, Ar-H), 7.6543-7.4893(2H, d, Ar-H), 7.3674-7.2932(2H, d, Ar-H), 7.1032-7.0032(2H, d, Ar-H), 6.99436.8943(2H, d, Ar-H), 6.7832(1H, s, Ar-H), 2.1093(3H, s, Ar-CH<sub>3</sub>). Mass (EI-MS): 542(M), 543(M + 1), 544(M + 2).

**Compound.4l:2-phenyl-3-(4-phenylthiazol-2yl)5-(-4-(-p-tolylimino)methyl) benzyldene)3,5dihydro-4H-imidazol-4-one.** IR, Cm-1 (KBr): 3065(-CH Str, aromatic), 2956, 2876, 2799(-CH Str, aliphatic), 2321(-CSC-, Str in thiazole), 1709(C=O Str in Imidazole), 1527(C=N Str), 1421(C=C, Str), 1046(C-N, Str). <sup>1</sup>HNMR

(DMSO, δppm): 9.4032(1H, Imine proton), 9.2312(1H, Benzyldine proton), 8.3843-8.2387(2H, d, Ar-H), 8.10938.0212(2H, d, Ar-H), 7.9034-7.8322(2H, d, Ar-H), 7.6732-7.4895(2H, d, Ar-H), 7.34217.2984(2H, d, Ar-H), 7.2893-7.2002(2H, d, Ar-H), 7.10927.0032(3H, t, Ar-H), 6.9045-6.8932(3H, t, Ar-H), 6.8891(1H, s, Ar-H), 1.9892(3H, s, Ar-CH<sub>3</sub>). Mass (EI-MS): 524(M), 525(M + 1).

**Compound.4m:5-(-4-((4fluorophenyl)imino)methyl)benzyldene)-2(ptolyl)-3-(4-(p-tolyl) thiazol-2-yl)-3,5-**

**dihydro4Himidazol-4-one:** IR, Cm-1 (KBr): 3032(-CH Str, aromatic), 2976, 2898, 2769(-CH Str, aliphatic), 2326(-CSC-, Str n thiazole), 1716(C=O Str in Imidazole), 1542(C=N Str), 1402(C=C, Str), 1065(C-N, Str), 825(F, Str in Ar-F). <sup>1</sup>HNMR (DMSO, δppm): 9.5212(1H, Imine proton), 9.2012(1H, Benzyldine proton), 8.3920-8.2931(2H, d, Ar-H), 8.1903(2H, d, Ar-H), 8.0032-8.00012(2H, d, Ar-H), 7.9893-7.8932(2H, d, Ar-H), 7.7682(2H, d, Ar-H), 7.4532(2H, d, Ar-H), 7.3982-7.2902(2H, d, Ar-H), 7.1092-7.0322(3H, t, Ar-H), 6.9883(1H, s, Ar-H), 2.3023(3H, s, Ar-CH<sub>3</sub>). 1.9893(3H, s, ArCH<sub>3</sub>). Mass (EI-MS): 556(M), 557(M + 1), 558(M + 2).

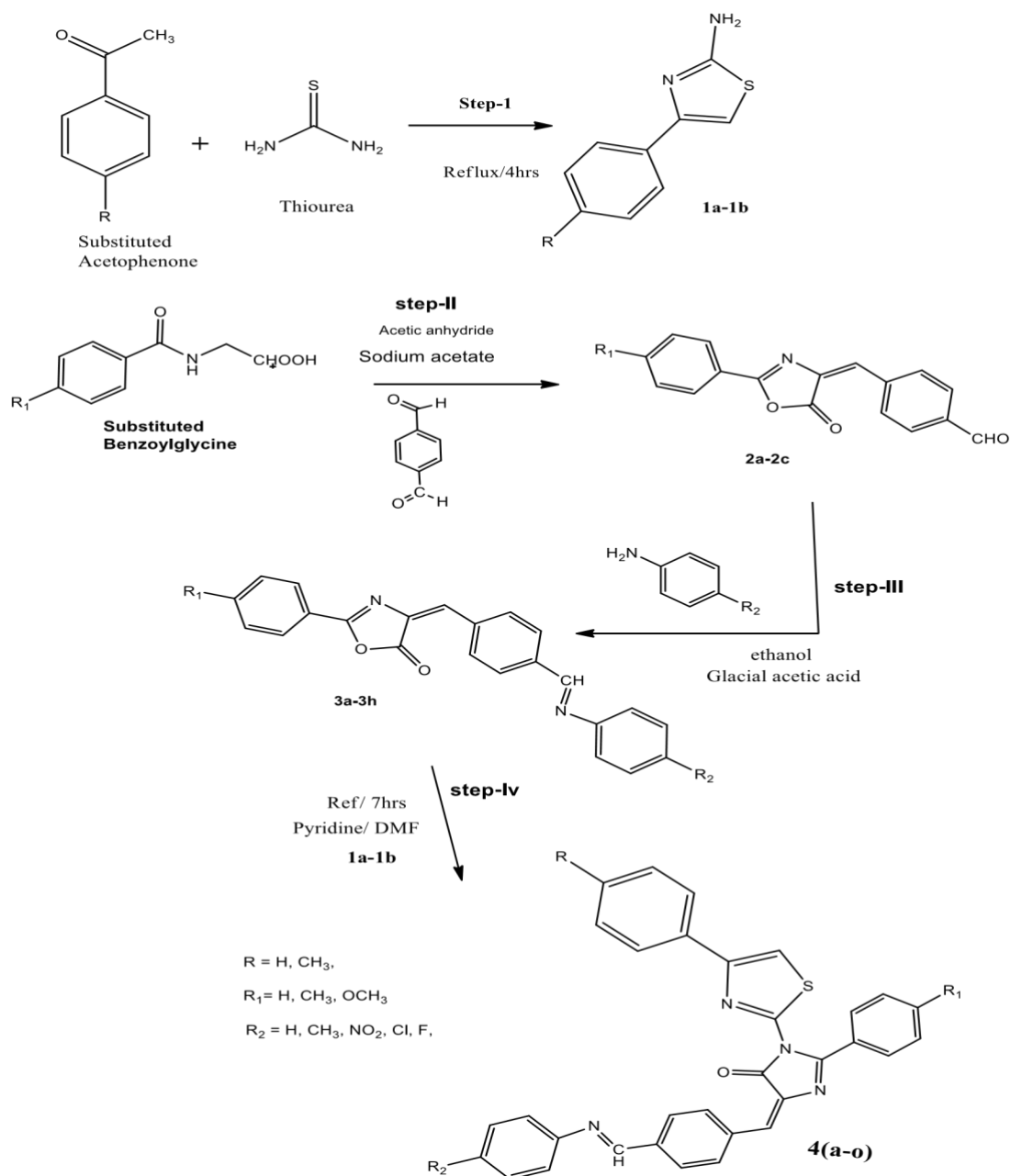


Figure.No.1.Scheme

**Compound.4n:5-(-4-((4-fluorophenyl)imino)methyl)benzylidene)-2-(4-methoxy phenyl)-3-(4-(p-tolyl)thiazol-2-yl)3,5-dihydro-4H-imidazol-4-one.** IR, Cm-1 (KBr): 3065(-CH Str, aromatic), 2987, 2867, 2739(-CH Str, aliphatic), 2328(-CSC-, Str n thiazole), 1702(C=O Str in Imidazole), 1563(C=N Str), 1416(C=C, Str),

1043(C-N, Str), 819(F, Str in Ar-F). <sup>1</sup>HNMR (DMSO, δppm): 9.1922(1H, Imine proton), 9.0032(1H, Benzylidene proton), 8.4630-8.3902(2H, d, Ar-H), 8.2093-8.0932(2H, d, Ar-H), 7.98037.9002(2H, d, Ar-H), 7.7832-7.6832(2H, d, Ar-H),

7.5893(2H, d, Ar-H), 7.4093-7.3894(2H, d, Ar-H), 7.2093-7.1232(3H, t, Ar-H), 7.0933-7.0023(3H, t, Ar-H), 6.9893(1H, s, Ar-H), 3.5643(3H, s, ArOCH<sub>3</sub>). 2.0643(3H, s, Ar-CH<sub>3</sub>). Mass (EI-MS): 572(M), 573(M + 1), 574(M + 2).

**Compound.4o:5-(-4-**

**((4-nitrophenyl)imino)methyl)benzylidene)2phenyl-3-(4-phenyl thiazol-2-yl)-3,5-dihydro-4Himidazol-4-one.** IR, Cm-1 (KBr): 3032(-CH Str, aromatic), 2967, 2898, 2745(-CH Str, aliphatic), 2356(-CSC-, Str n thiazole), 1715(C=O Str in Imidazole), 1623(NO<sub>2</sub> Str, Ar-NO<sub>2</sub>), 1532(C=N Str), 1417(C=C, Str), 1043(C-N, Str). <sup>1</sup>HNMR

(DMSO, δppm): 9.3423(1H, Imine proton), 9.2712(1H, Benzylidine proton), 8.2933-8.2376(2H, d, Ar-H), 8.1974-8.0421(2H, d, Ar-H), 7.87937.7843(2H, d, Ar-H), 7.67317.5632(2H, d, Ar-H), 7.4883(2H, d, Ar-H), 7.3894-7.3032(2H, d, ArH), 7.1093-7.0654(2H, d, Ar-H), 6.98836.8733(3H, t, Ar-H), 6.7832(1H, s, Ar-H). Mass (EI-MS): 555(M), 556(M+ 1).

**Biological Evaluation:**

**Anti-Inflammatory:** [13]Anti-inflammatory activity of the newly synthesized thiazole contain novel imidazoline derivatives (4a-4o) was determined by carrageenan

induced paw edema assay method in rats. Two dose levels (10mg/kg and 20 mg/kg) of synthesized compounds and Diclofenac sodium (10mg/kg and 20mg/kg) as standard were administered. The change in the paw volumes were measured before and 1h after carrageenan injection, using the mercury displacement technique with the help of plethysmograph. The percent inhibition of paw edema was calculated from percent inhibition formula.

$$\% \text{inhibition(I)} = 100[1 - (a-x)/(b-y)]$$

Where,

x = mean paw volume of rats before the administration of carrageenan and test compounds or reference compound (test group) a = mean paw volume of rats after the administration of carrageenan in the test group (drug treated) b = is the mean paw volume of rats after the administration of carrageenan in the control group y = mean paw volume of rats before the administration of carrageenan in the control group. Anti-inflammatory activity of newly synthesized novel Imidazoline derivatives was evaluated by carrageenan induced paw edema bioassay in rats with Diclofenac sodium (10 and 20 mg/kg) as reference standard. Percentage inhibitions of the molecules are tabulated in Table 2 and Figure 2.

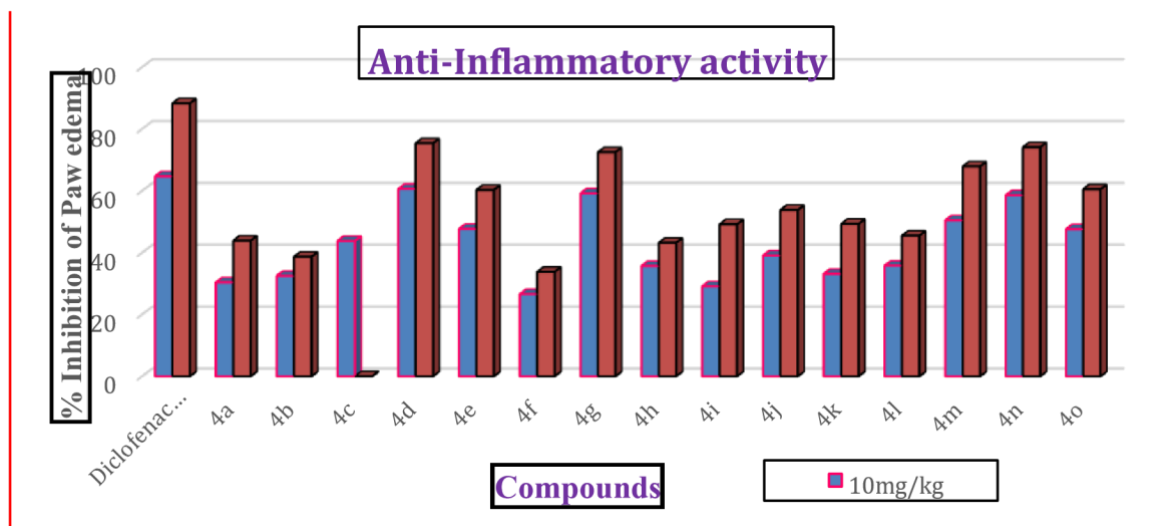
**Table.2: Anti-Inflammatory activity of thiazole contain novel Imidazoline derivatives(4a-4o) (% inhibition of paw edema)**

% Inhibition of Paw edema	Compounds															
	Diclofenac sodium	4a	4b	4c	4d	4e	4f	4g	4h	4i	4j	4k	4l	4m	4n	4o
10 mg/kg	64.7	30.4	32.5	43.8	60.6	47.7	26.6	59.2	35.7	29.1	39.1	33.2	35.8	50.5	58.6	47.6





<b>20</b>	<b>88.</b>	43.	38.	64,	<b>75.</b>	60.	33.	<b>72.</b>	43.	49.	53.	49	45.	67.	<b>74.</b>	60
<b>mg/</b>	<b>3</b>	9	7	2	<b>4</b>	3	8	<b>5</b>	2	2	8	.3	5	9	<b>1</b>	.5
<b>kg</b>																



**Figure.2: Anti-Inflammatory activity of thiazole contain novel Imidazoline derivatives (4a-4o) (% inhibition of paw edema)**

**Anthelmintic activity [14]:** Thiazole contain novel Imidazoline compounds were screened for anthelmintic activity by using Indian earth worms. One earthworm is placed in standard drug solution and test compound's solutions at room temperature and normal saline used as control. The standard drug and test compounds were dissolved in minimum quantity of dimethyl sulfoxide (DMSO) and adjusted the volume up to 10 ml with normal saline solution to get the concentration of 0.1% w/v, 0.2 % w/v and 0.5% w/v. Albendazole was used as a standard drug.

The compounds were evaluated by the time taken for complete paralysis and death of earthworms. The mean lethal time for each test compound was recorded and compared with standard drug. The time taken by worms to become motionless was noted as paralysis time. To certain the death of the motionless worms was frequently applied with external stimuli, which stimulate and induce movement in the worms, if alive. The mean lethal time and paralysis time of the earthworms for different test compounds and standard drug are tabulated in Table.3, Fig.3,4.

**Table.3: Anthelmintic activity of thiazole contain novel Imidazoline derivatives (4a-4o) (Paralysis and Death time)**

S.No.	Compound	Time in minutes					
		For paralysis % Concentration			For death % Concentration		
		0.1	0.2	0.5	0.1	0.2	0.5
	Control	-	-	-	-	-	-
	Albendazole	16	14	9	42	31	27

DOI: 10.35629/7781-070216931704 | Impact Factor value 7.429 | ISO 9001: 2008 Certified Journal Page 1700

7	4g	20	18	11	45	36	30
8	4h	30	26	21	58	49	40

9	4i	18	14	12	44	36	30
10	4j	35	29	23	20	54	37
11	4k	21	17	13	47	34	31
12	4l	34	28	22	68	54	47
13	4m	22	17	11	43	36	33
14	4n	29	26	20	66	55	41
15	4o	32	24	21	69	56	42
1	4a	30	24	18	50	46	39
2	4b	29	25	22	59	45	40
3	4c	19	16	13	44	36	33
4	4d	22	20	19	52	45	35
5	4e	34	27	25	69	57	32
6	4f	30	22	20	57	46	42

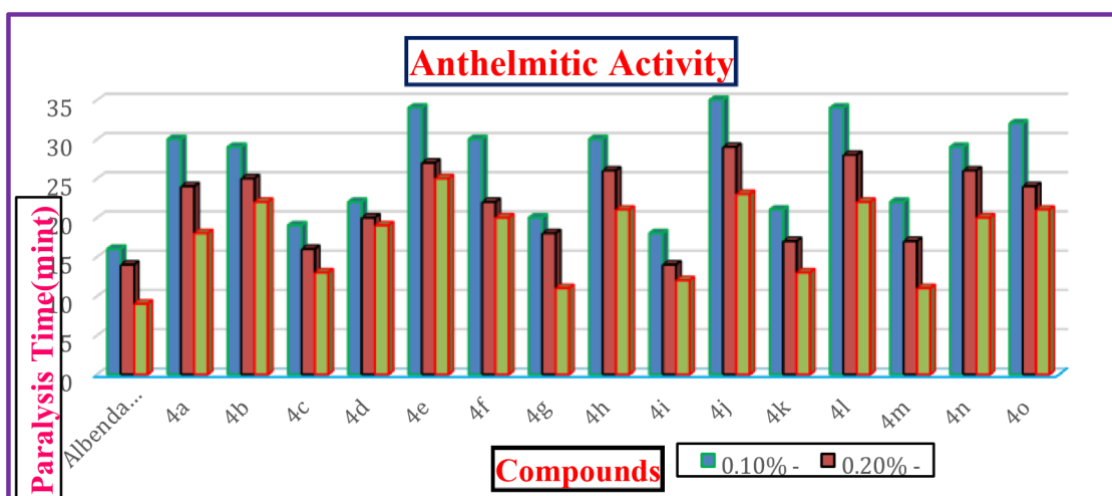


Fig.No. 3: Anthelmintic activity of thiazole contain novel Imidazoline derivatives(4a-4o) (Paralysis)(mint)

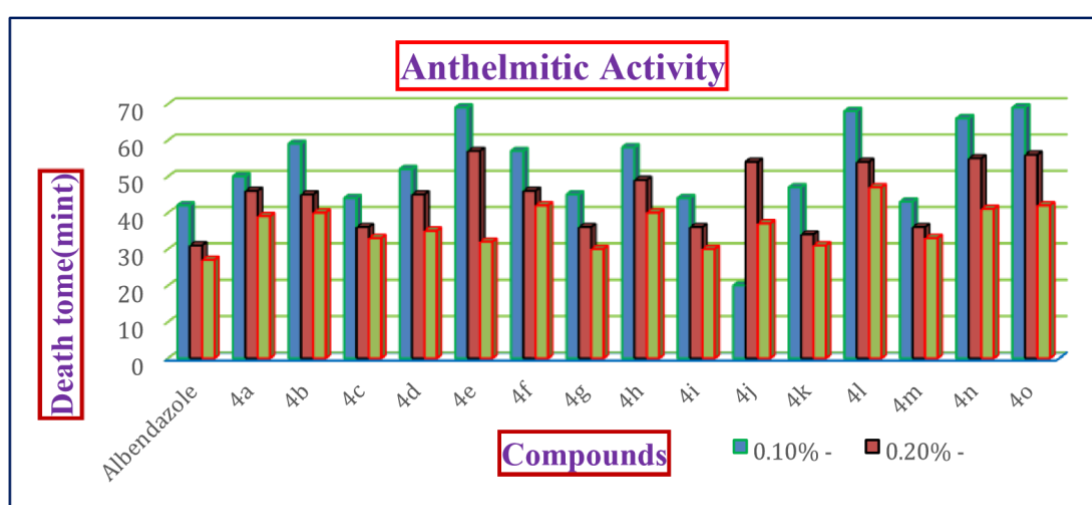


Fig.No. 4: Anthelmintic activity of thiazole contain novel Imidazoline derivatives (4a-4o) (Death time)

**Molecular Docking Studies [15].** The molecular docking studies play an important role in mechanistically by placing a molecule into the binding site of the target molecule in drug design. I have docked the synthesized thiazole contain novel imidazoline compounds into active site of the digital structure of the epidermal growth factor receptor (EGFR) was retrieved from the Protein databank website with PDB Id: 1M17 and the structure was optimized by deleting unbound water molecules which are over 1 Å, adding hydrogen atoms to satisfy the valences, adding missing amino acids to stabilize side chains and energy of the whole structure was minimized using OPLS-2005 force field using Protein Preparation Wizard tool of Schrodinger Suite.

### III. RESULTS AND DISCUSSION:

**Chemistry:** Newly synthesized thiazole contain novel Imidazoline derivatives(4a-4o) gave fruitful results for the proposed structures, and confirmed by their physical and spectral analysis by FT-IR,

LCMASS and <sup>1</sup>H NMR data. In this conventional method involves via different mechanisms, such as cyclization between thiourea and Substituted Acetophenone to 2-Amino 4-Aryl Thiazole. The Benzoyl glycine derivatives reacts with substituted benzaldehyde to form Oxazole derivatives, then followed Schiff's with different aromatic amine to give imidazole derivatives. Finally, these are reacting with 2-Amino 4-Aryl Thiazole to gives the title of the products(4a-4o). All structure of the newly synthesized these compounds were characterized as **4a-4o** on the basis of satisfactory physical and spectral data including IR, LC-MASS and <sup>1</sup>H NMR data.

**Anti-inflammatory:** All the synthesized thiazole contain novel imidazoline derivatives (**4a-4o**) was screened for their Anti-inflammatory activity by carrageenan induced paw edema assay in albino rats. The results indicated that all the compounds reported fruitful results at dose of 10 and 20mg/kg when compared to that of slandered diclofenac sodium as drug doses. However, the antiinflammatory effect of compound **4d(60.6,75.4)**, **4g (59.2, 72.5)** and **4n**

TB-4j	-5.152	2	LYS 721 MET 769	2.61 1.97	-65.348	-38.522
TB-4b	-4.112	0	-	-	-58.078	-45.794
TB-4i	-3.091	0	-	-	-59.173	-50.3
TB-4c	-1.509	0	-	-	-68.108	-49.416

(58.6, 74.1) at 10 and 20mg/kg are showing more potent activity as compared to standard.

**Anthelmintic activity:**All the synthesized thiazole contain novel imidazoline derivatives (4a-4o) were evaluated for anthelmintic activity by using Indian earthworms (*Pheretima posthuma*) as shown in table.No.6. Among the compounds tested all the compounds were showed significant paralysis time of earthworms, compared to standard drug

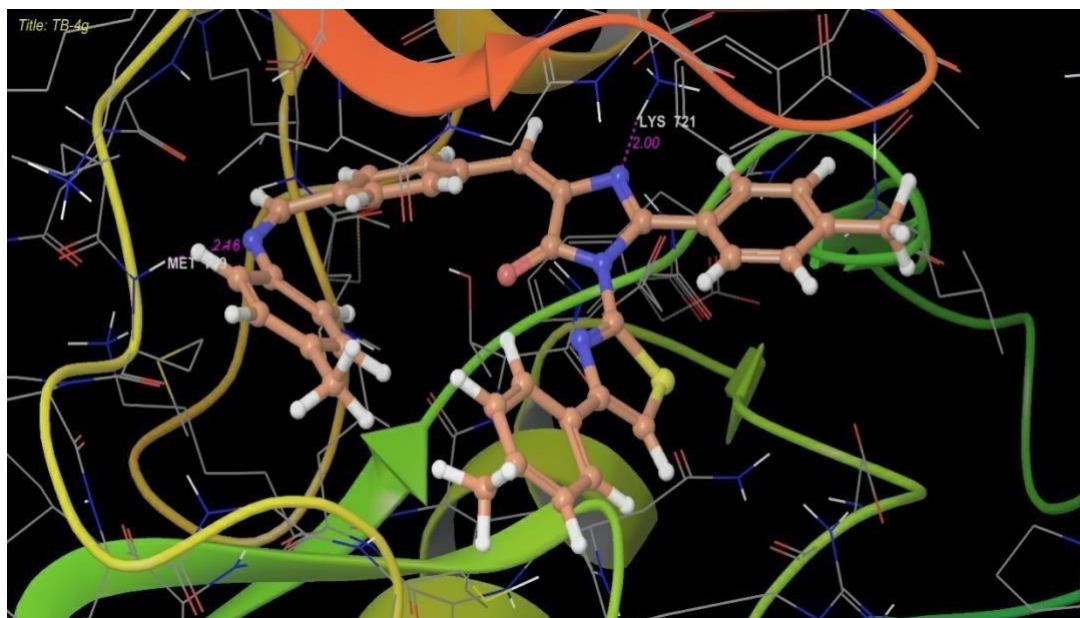
Albendazole at 0.1%, 0.2% and 0.5% concentrations. A very closer inspiration of data from this table indicated that compound **4c**, **4g**, **4i** and **4m** having more activity. **Molecular Docking Studies:** Molecular docking studies were performed in order to find the possible protein ligand interactions of the dataset ligands. Additionally, these also assisted in identifying the conformational changes of the ligand in the protein environment. About 100 different

protein-ligand complex conformations for each docked complex were generated through Glide XP module; the confirmation with highest EModel energy was only displayed in the result. Glide dock scores of the dataset ligands were shown in **Table 4** along with the interaction amino acids and number of amino acids.Among the docked ligands, dock scores of all the compounds ranged from -5.35 (compound TB4g) to -1.509 (compound TB-4c).

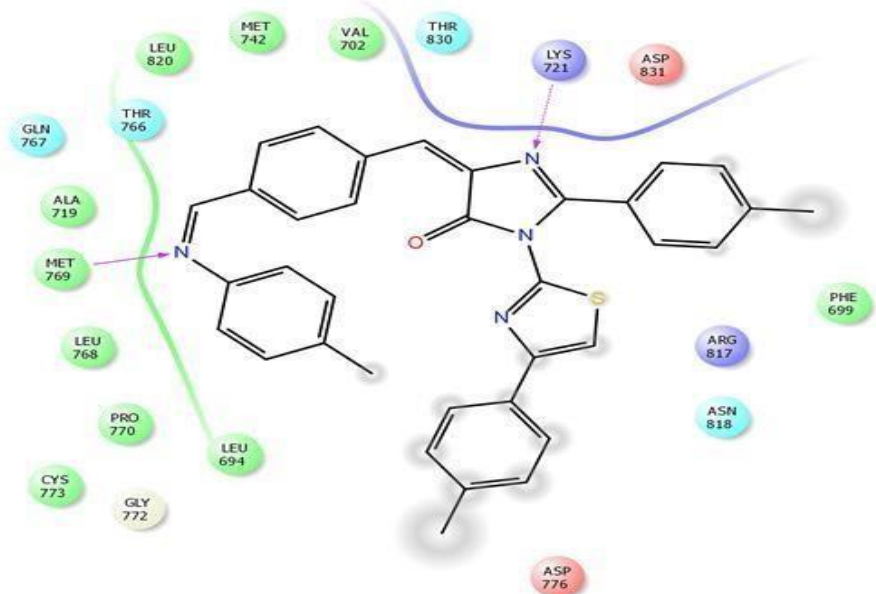
Compound TB-4g reported highest dock score of -5.35 with Glide binding energy of -39.159 Kcal/mol. Compounds TB-4g and TB-4j possessed two Hbonds with LYS 721 and MET 769, whereas, Hydrophobic interactions were observed between compound TB4c and Arg 779. Pi-Cation interactions were observed with compounds TB-4i (ARG 817) and TB-4c (ARG 817). Salt bridge was formed between nitro group of TB-4i and compound ASP 813.

**Table.4:Glide dock scores of the dataset ligands, along with the interaction amino acids.**

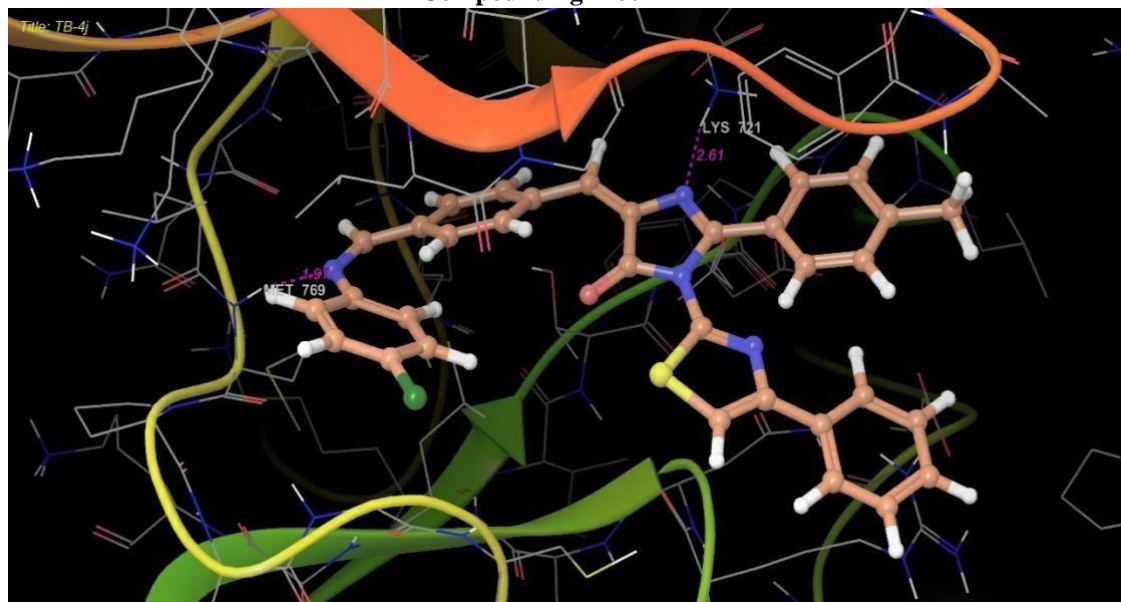
Compound No	Dock score XP GScore	No of Hbonds	Interacting amino acids	H-bond lengths (Å)	Emodel energy	Glide energy
TB-4g	-5.35	2	LYS 721 MET 769	2.00 2.16	-46.549	-39.159



### Compound-4g Dock-1

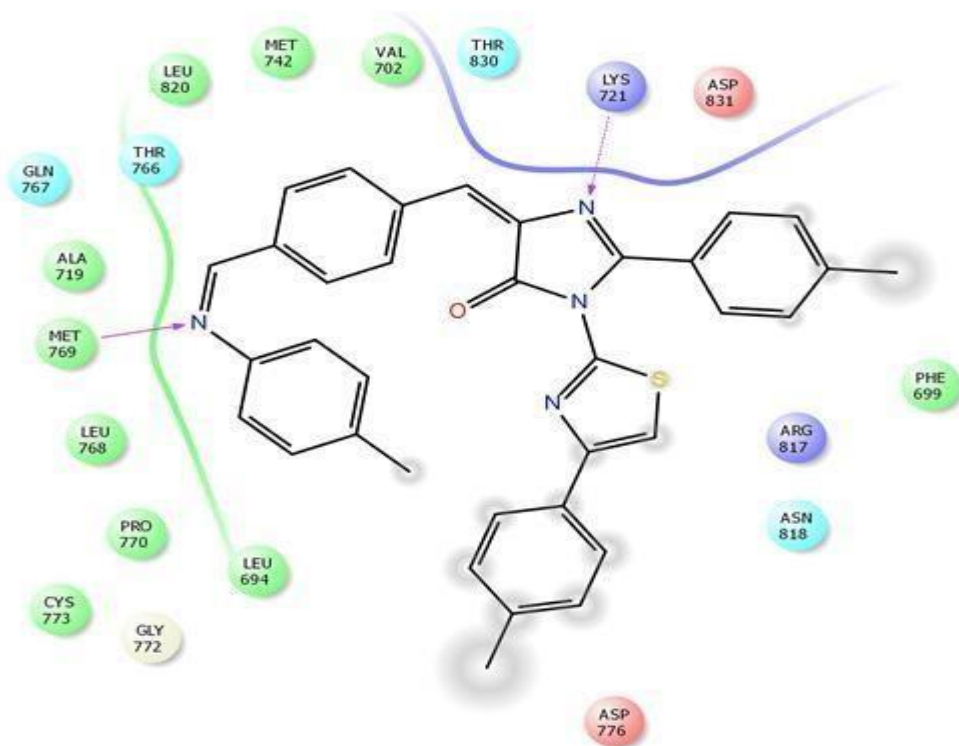


### Compound-4g Dock-2



**Compound-4j Dock-1**

DOI: 10.35629/7781-070216931704 | Impact Factor value 7.429 | ISO 9001: 2008 Certified Journal Page 1704



**Compound-4j Dock-2 Figure.4. Docking Pose between the Ligand and the Protein (Dock1 and Dock-2)**

**IV. CONCLUSION:**

A series of thiazole contain novel imidazoline derivatives were synthesized and evaluated for them in vitro anthelmintic [2.] and Anti-inflammatory activities. The newly designed Imidazoline derivatives were synthesized and characterized by analytical and spectral techniques. These compounds exhibited significant biological activities like antiinflammatory and anthelmintic activities. Among the docked ligands, dock scores of all the compounds ranged from -5.35 (compound 1B-4g) to -1.509 (compound 1B-4c).

**ACKNOWLEDGMENTS:**

The authors are grateful to the Head, Department of Chemistry, Azad College of Pharmacy, and JNTU, Hyderabad, Telangana, India for providing the laboratory facilities.

[4.]

**REFERENCES:**

- [1.] Jin, Z., Z. Li, and R. Huang, Muscarine, imidazole, oxazole, thiazole, Amaryllidaceae

[3.]



- and Sceletium [5.] alkaloids,2012., Natural Product Reports. 19(4): p. 454-476.
- Gupta J. K., Yadav R. K.,Dudhe R., SharmaP. K.,2010., Recent Advancements in the Synthesis and Pharmacological Evaluation of Substituted 1, 3, 4Thiadiazole Derivatives, International Journal of PharmTech Research,2(2), Vol.2, No.2, pp 1493-1507.
- Jain, K.; Sharma, S.; Vaidya, A.; Ravichandran, V.; Agrawal, R.K. 2013,1,3,4-Thiadiazole and its derivatives: A review on recent progress in biological activities. Chem. Biol. Drug Des., 81, 557–576.
- DOI: 10.35629/7781-070216931704| Impact Factor value 7.429 | ISO 9001: 2008 Certified Journal Page 1705
- pharmacological evaluation of some novel thiadiazoles and thiazoles incorporating pyrazole moiety as anticancer agents. Monatsh. Chem., 146, 149–158.
- [6.] Manocha P, Wakode DS, Kaur A, Anand K, Kumar H (2016) A review: Imidazole synthesis and its biological activities. Int J Pharm Sci Res 1(7):12–16.
- [7.] Srestha N, Banerjee J, Srivastava S (2014) A review on chemistry and biological significance of benzimidazole nucleus. IOSR J Pharm 4(12):28–41.
- [8.] Romero DH, Heredia VET, García-Barradas O, López MEM, Pavón ES (2014) Synthesis of imidazole derivatives and their biological activities. J ChemBiochem 2(2):45–83
- [9.] Amini MO, Navidpour L, Shafee A (2008) Synthesis and antitubercular activity of new N, N-diaryl-4-(4, 5-dichloroimidazole-2yl)1, 4-dihydro-2, 6-dimethyl-3, 5-pyridine dicarboxamides. Daru J Pharm Sci 16(1):9–12.
- Kushwaha, N.; Kushwaha, S.K.S.; Rai, A.K.2012, Biological activities of thiadiazole derivatives: A review. Int. J. Chem. Res., 4, 517–531.
- Gomha, S.M.; Salah, T.A.; Abdelhamid A.O.2015, Synthesis, characterization, and

- [10.] Pandey AK, Sharma R, Purohit P, Dwived R, Chaturvedi V, Chauhan P(2016)  
Synthesis of pyrido [1,2-a] imidazochalcone via 3-component GroebkeBlackburn-Bienayme reaction and their bioevaluation as potent antituberculosis agents. J Chem Biol 6(5):3350–3355.
- [11.] Makwane S, Dua R (2018) Synthesis and antitubercular activity of New imidazo [2,1B][1, 3, 4]-thiadiazole-phenothiazine derivatives. Arc Org Inorg Chem Sci 3(4):391–397.
- [12.] Nandha B, Nargund LVG, Nargund SL, Kuntal H (2014) Design and synthesis of imidazolylmethyl substituted fluorobenzimidazoles for antitubercular and antifungal activity. J Chem Pharm Res 6(1):530–539.
- DOI: 10.35629/7781-070216931704 | Impact Factor value 7.429 | ISO 9001: 2008 Certified Journal Page 1706
- [13.] Gising J, Nilsson MT, Odell LR, Yahiaoui S, Lindh M, Iyer H, Sinha AM, Srinivasa BR, Larhed M, Mowbray SL, Karlén A (2012) Trisubstitutedimidazoles as Mycobacterium tuberculosis glutamine synthetase inhibitors. J Med Chem 55(6):2894–2898.
- [14.] Smith SR, Denhardt G, Terminelli C, 2014. The anti-inflammatory activities of cannabinoid receptor ligands in mouse peritonitis models. Eur J Pharmacol,432:107-19
-



- [15.] Shobhashana PG, Prasad P, Kalola AG, Patel MP (2018) Synthesis of imidazole derivatives bearing quinoline nucleus catalyzed by can and their antimicrobial, antitubercular and molecular docking studies. Res J Life Sci Bio inform Pharm Chem Sci 4(3):175.

DOI:  
10.35629/7781070  
216931704| Impact  
Factor value 7.429  
| ISO  
9001: 2008  
Certified Journal  
Page 1707

---